

Step by Step
Guide On

How to Fill
Online Anti Ragging Undertaking
On

<https://antiragging.in>

Anti-ragging Undertaking

- 1 Student needs to visit - http://antiragging.in/affidavit_registration_disclaimer.html
- 2 Read through the home page content carefully

Home Page ->

The screenshot shows a web browser window displaying the homepage of the anti-ragging portal. The browser's address bar shows the URL antiragging.in/affidavit_registration_disclaimer.html. The page features a navigation menu with links for 'Undertaking', 'Forms', 'Information', 'Advisory', 'IEC KIT', 'Anti-Ragging Day & Week', and 'Videos'. The Ministry of Education, Government of India, logo is visible in the top right. The main heading reads 'YOU ARE GOING TO FILL AN UNDERTAKING FOR ANTIRAGGING'. Below this, a section titled 'TO BE FILLED BY A STUDENT' provides instructions and a list of mandatory fields. A red box contains a note: 'Please note that the student will not receive pdf undertaking and he/she is not required to print & sign them as it used to be in the earlier case'. A form titled 'Choose your Educational Institution Type' offers three options: 'College', 'Standalone Institution', and 'University'. Further instructions mention a 'REFERENCE NUMBER' and provide links to 'VERIFY UNDERTAKING' and 'DOWNLOAD YOUR UNDERTAKING'. A footer section explains the meaning of the institution types.

← → ↻ antiragging.in/affidavit_registration_disclaimer.html 80% ☆

ANTIRAGGING Ministry of Education Government of India

YOU ARE GOING TO FILL AN UNDERTAKING FOR ANTIRAGGING

TO BE FILLED BY A STUDENT

Fields marked with * are Mandatory.

- If you do not have an E mail address please create one before you fill this form.
- If your mother or father or guardian does not have a phone or a mobile phone or email then please give the numbers or email of their friends or relations or neighbours.
- If you do not have a mobile number, then please give the mobile number of your friend of the same college.

After filling out this form successfully, you can download the Student's Anti Ragging Undertaking and the Parents Anti Ragging Undertaking from Website. The student will receive an e-mail with his/her registration number. The student will forward that e-mail to the Nodal officer in his/her university/college e-mail.

Please note that the student will not receive pdf undertaking and he/she is not required to print & sign them as it used to be in the earlier case

tered Email

Choose your Educational Institution Type

(Follow ** For Help)

College Standalone Institution University

After successfully submission of your Undertaking Form, you will receive your **REFERENCE NUMBER**



You can use that to

- **VERIFY UNDERTAKING**
- **DOWNLOAD YOUR UNDERTAKING**

In Case, You have lost your **REFERENCE NUMBER** you can get it back from **VERIFY UNDERTAKING** using your Email

** College :- Colleges that are affiliated with any university. (Any Regular college)
** Standalone Institution :- Institutes which are not dependent on any university.(Teacher Training, Nursing etc)
** University :- Universities that provide courses without any colleges. (Same as Regular Courses without any colleges.)

- 3 Fill the details asked for, such as e-mail id, phone number. If you don't have them, create as required (for example :- e-mail id).
- 4 Choose the education institute type as 'University' and proceed further.

 **ANTI RAGGING** [Undertaking](#) [Forms](#) [Information](#) [Advisory](#) [IEC KIT](#) [Anti-Ragging Day & Week](#) [Videos](#)  **Ministry of Education**
Government of India

YOU ARE GOING TO FILL AN UNDERTAKING FOR ANTIRAGGING

TO BE FILLED BY A STUDENT

Fields marked with * are Mandatory.

- If you do not have an E mail address please create one before you fill this form.
- If your mother or father or guardian does not have a phone or a mobile phone or email then please give the numbers or email of their friends or relations or neighbours.
- If you do not have a mobile number, then please give the mobile number of your friend of the same college.

After filling out this form successfully, you can download the Student's Anti Ragging Undertaking and the Parents Anti Ragging Undertaking from Website. The student will receive an e-mail with his/her registration number. The student will forward that e-mail to the Nodal officer in his/her university/college e-mail.

Please note that the student will not receive pdf undertaking and he/she is not required to print & sign them as it used to be in the earlier case

In Case, You have not received Email from Antiragging after filling the Form, You can get the De

Choose your Educational Institution Type

(Follow ** For Help)

Click on the University to proceed further

College Standalone Institution University

After successfully submission of your Undertaking Form, you will receive your **REFERENCE NUMBER**

You can use that to

- **VERIFY UNDERTAKING**
- **DOWNLOAD YOUR UNDERTAKING**

In Case, You have lost your **REFERENCE NUMBER** you can get it back from **VERIFY UNDERTAKING** using your Email

** College :- Colleges that are affiliated with any university. (Any Regular college)
** Standalone Institution :- Institutes which are not dependent on any university.(Teacher Training, Nursing etc)
** University :- Universities that provide courses without any colleges. (Same as Regular Courses without any colleges.)

Undertaking Registration form for Universities

Fields marked with * are Mandatory.

5 You would land on Undertaking Registration form for Universities, with details required as mentioned below:

- a. Student's Details
- b. Parent/Guardian Details
- c. University and Course Details
- d. UGC Regulations
- e. Confidential Survey

6 Fill the student's details correctly and completely.

Student's Details

First Name *	Middle Name (optional)	Surname / Last Name *
<input type="text"/>	<input type="text"/>	<input type="text"/>
Mobile Number (+91)*	Email*	Gender *
<input type="text"/>	<input type="text"/>	<input type="text"/>
City*	State*	Select Nationality*
<input type="text"/>	<input type="text"/>	<input type="text"/>

Parent / Guardian Details

Parent / Guardian Name*	Parent / Guardian Phone Number (+91)*	Parent / Guardian Email*
<input type="text"/>	<input type="text"/>	<input type="text"/>
Parent / Guardian City*	Parent / Guardian State*	Parent / Guardian address*
<input type="text"/>	<input type="text"/>	<input type="text"/>

Student's Details

(I) Fill the Student's details correctly and completely

Student's Details

First Name *	Middle Name (optional)	Surname / Last Name *
<input type="text" value="First Name"/>	<input type="text" value="Middle Name"/>	<input type="text" value="Surname / Last Name"/>
Mobile Number (+91)*	Email*	Gender *
<input type="text" value="Mobile Number"/>	<input type="text" value="Email ID"/>	<input type="text" value="Male"/>
City*	State*	Select Nationality*
<input type="text" value="City"/>	<input type="text" value="Select State"/>	<input type="text" value="Indian"/>

Parent / Guardian Details

(II) Fill the details of the parent/guardian completely. All fields are mandatory.

Parent / Guardian Details

Parent / Guardian Name*	Parent / Guardian Phone Number (+91)*	Parent / Guardian Email*
<input type="text" value="Parent/Guardian name"/>	<input type="text" value="Parent phone number"/>	<input type="text" value="Parent/Guardian Email"/>
Parent / Guardian City*	Parent / Guardian State*	Parent / Guardian address*
<input type="text" value="Parent/Guardian City"/>	<input type="text" value="Select State"/>	<input type="text" value="Drag from the bottom right corner to expand"/>

University And Course Details

7 Then fill University and Course Details:

- i. Select State- Jharkhand, Select- **ARKA Jain University (U-0920)**
- ii. Vice Chancellor – **Dr. Easwaran S Iyer**
- iii. University Phone Number - **8235078003**
- iv. University Landline Number - **0657-2312032**
- v. Details of the Course (UG/PG/Diploma) – **Choose as applicable**
- vi. Name of the Course

Fill the course name in Name of the course section which the student has taken admission in/studying.

Enter the program name from the program names shown on the right-hand side

- vii. Number of Students in your class – **Leave Blank**
- viii. Current year of Study – **Fill 1/2/3/4/5 (fill the current year of study as applicable)**
- ix. Nearest Police Station to your University - **Gamharia**

- B. Com (H)
- B. Com Hons.(Capital Market) in association with SMI, Bengaluru
- BBA
- BBA(Capital Markey) in association with SMI, Bengaluru
- BBA(Digital Marketing) in association with ISDC
- MBA
- B.A.(Hons.) English
- B.A.(Hons.) Fashion Design
- B.A.(Hons.) Journalism & Mass Communication
- Diploma in Mechanical Engineering
- Diploma in Computer Science and Engineering
- Diploma in Electrical and Electronics Engineering
- Diploma in Mechatronics
- BCA
- BCA(Cyber Security) with Cyber Dojo
- BCA (Artificial Intelligence and Deep Learning) in association with IBM
- B. Tech (Mechanical Engineering)
- B. Tech (Electrical and Electronics Engineering)
- B. Tech (Computer Science and Engineering)
- B. Tech (Artificial Intelligence and Machine Learning)
- B. Tech (Artificial Intelligence and Data Science) in association with IBM
- MCA(Artificial Intelligence and Deep Learning) in association with IBM
- M. Tech(Manufacturing Engineering
- M. Tech (Computer Science and Engineering)
- M. Tech (Electrical Vehicle Technology)
- B. Sc Biotechnology
- B. Sc Hons. (Medical Laboratory Technology) powered by Emversity
- B. Sc Hons. (Anesthesia &Operation Theatre Technology) powered by Emversity
- B. Sc Hons. (Emergency Medical Technology) powered by Emversity
- B. Pharm
- D. Pharm
- B. Optometry
- B. Sc Nursing
- BBA LLB (Hons.)

University and Course Details

State in which University is based*		University name (Select University state first)*	
JHARKHAND		ARKA JAIN University Jharkhand (U-0920)	

Select University first and then fill the following as per the University details

University Director/Vice Chancellor *	University Phone Number (+91)*	University Landline Number (Optional)
Dr. Easwaran Iyer	8235078003	0657231203

Details of the course (UG/PG/Diploma)*	Name of the Course *	Number of students in your class
Under Graduate Diploma	Name of the Course	Leave Blank students in your class

Current year of study*	Nearest Police Station to your University*
Select	Gamharia

1
2
3
4

UGC Regulation

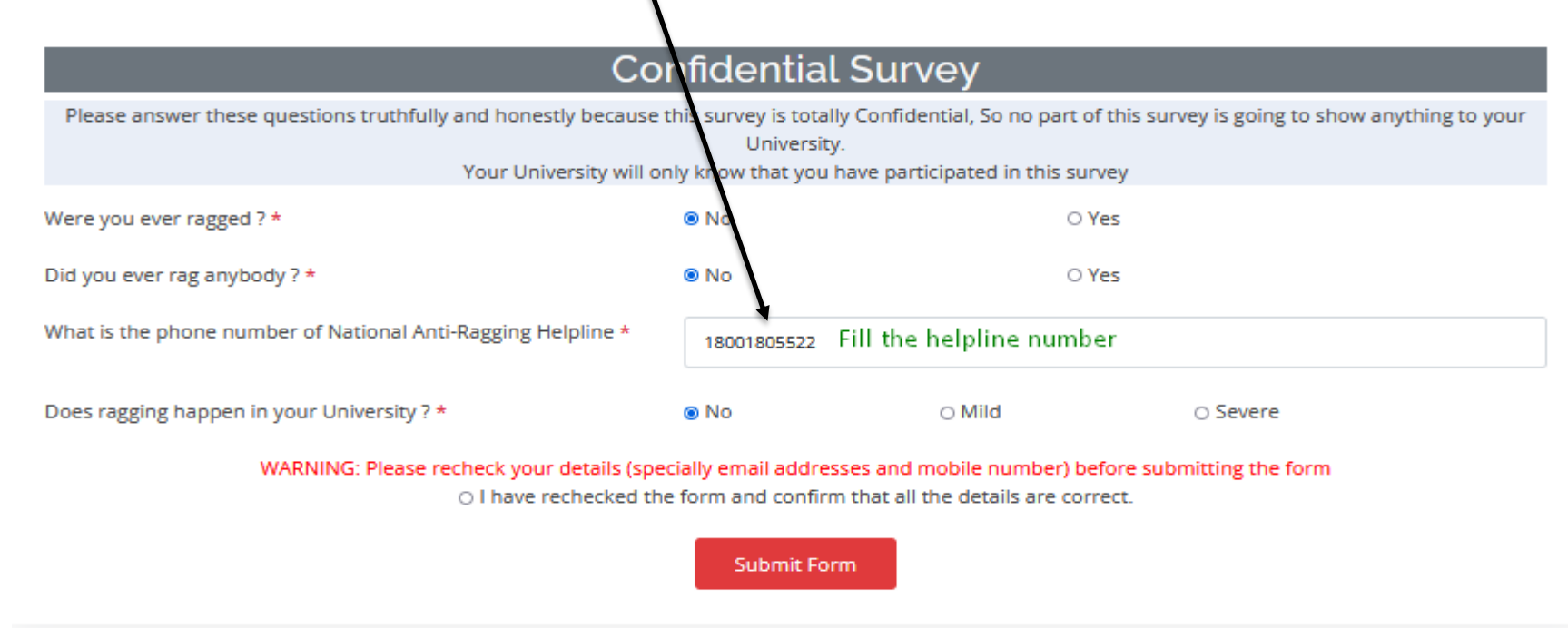
8 Tick all Boxes in UGC Regulation.

UGC Regulations

- I confirm that I have read UGC's regulations on Ragging.(To read, click on the link [ABSTRACT OF UGC REGULATIONS ON RAGGING](#))
- I confirm that I have read the Judgment of the Hon. Supreme Court on prevention of Ragging.(To read, click on the link [SUMMARY OF THE JUDGMENT OF THE HON. SUPREME COURT](#))
- I promise that I will not indulge in Ragging or any form of violent behaviour. Neither will I tolerate being ragged or subjected to violence.
- I understand that if I am accused of Ragging, the responsibility is on me to prove that I am not guilty.
- I will not remain a spectator to acts of Ragging. I will report the matter immediately to my Principal/Director and/or to the Anti-Ragging Helpline at 1800 180 5522 or email to helpline@antiragging.in

Confidential Survey

9 Put National Anti-Ragging helpline- 1800 180 5522 in Confidential Survey heading.



The screenshot shows a web form titled "Confidential Survey". The form contains several questions and a warning message. An arrow points from the instruction in step 9 to the input field for the National Anti-Ragging Helpline number.

Confidential Survey

Please answer these questions truthfully and honestly because this survey is totally Confidential, So no part of this survey is going to show anything to your University.
Your University will only know that you have participated in this survey

Were you ever ragged ? * No Yes

Did you ever rag anybody ? * No Yes

What is the phone number of National Anti-Ragging Helpline * Fill the helpline number

Does ragging happen in your University ? * No Mild Severe

WARNING: Please recheck your details (specially email addresses and mobile number) before submitting the form
 I have rechecked the form and confirm that all the details are correct.

Submit Form

10. Submit the form

- ▶ Once your Form is submitted, you would receive an e-mail on your registered e-mail id.
- ▶ Forward that e-mail to studentsupport@arkajainuniversity.ac.in

**In case of any difficulty faced while filling up the form,
Contact Student Support Cell, Office of the Registrar
On 0657-2312005**

Thank You!