

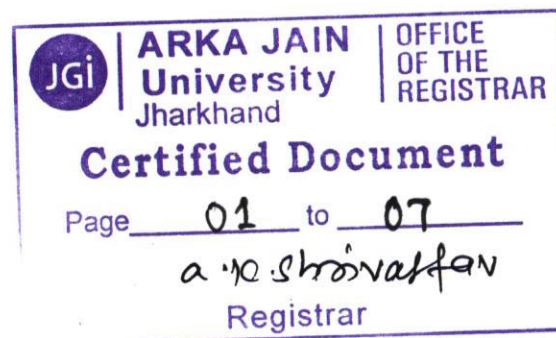
1.4.2

**School wise feedback Analysis from Stakeholder**

- 1) Student    2) Teachers    3) Employers    4) Alumni

**Academic Year 2019-20**

**School of Humanities**

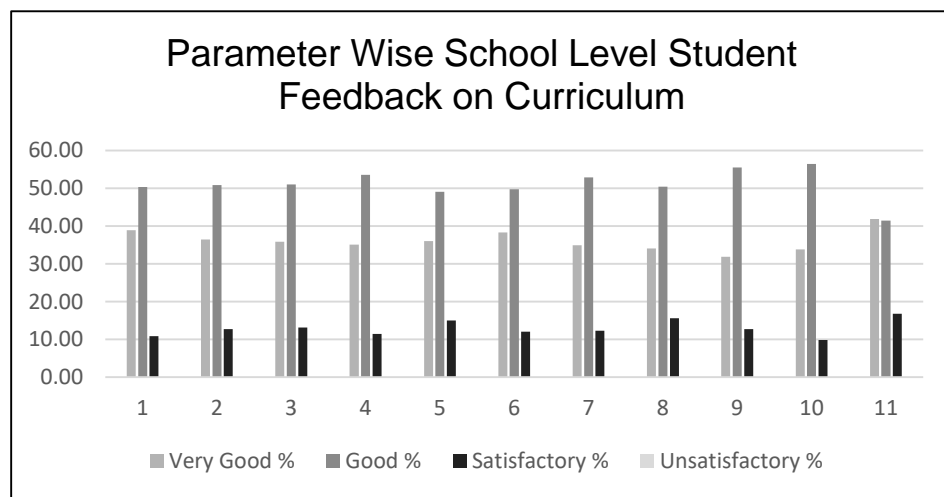


# Student Feedback Analysis

The below chart is the consolidated School level analysis report from the 137 students of  
School of Humanities for the year 2019-20

**ARKA JAIN University, Jharkhand – 2019-20 – Programme Wise Parameter Wise Consolidated Students Feedback**

School Name	BA ENG	BA FD	BA JMC		BA ENG	BA FD	BA JMC		BA ENG	BA FD	BA JMC		BA ENG	BA FD	BA JMC	
No. of Respondents	65	16	56		65	16	56		65	16	56		65	16	56	
Parameter for Feedback from Students	Very Good %			Very Good %	Good %			Good %	Satisfactory %			Satisfactory %	Unsatisfactory %			Unsatisfactory %
1	35.38	43.75	37.50	<b>38.88</b>	55.38	43.75	51.79	<b>50.31</b>	9.23	12.50	10.71	<b>10.81</b>	0.00	0.00	0.00	<b>0.00</b>
2	30.77	50.00	28.57	<b>36.45</b>	56.92	43.75	51.79	<b>50.82</b>	12.31	6.25	19.64	<b>12.73</b>	0.00	0.00	0.00	<b>0.00</b>
3	30.77	37.50	39.29	<b>35.85</b>	47.69	50.00	55.36	<b>51.02</b>	21.54	12.50	5.36	<b>13.13</b>	0.00	0.00	0.00	<b>0.00</b>
4	33.85	37.50	33.93	<b>35.09</b>	56.92	50.00	53.57	<b>53.50</b>	9.23	12.50	12.50	<b>11.41</b>	0.00	0.00	0.00	<b>0.00</b>
5	38.46	37.50	32.14	<b>36.03</b>	46.15	56.25	44.64	<b>49.01</b>	15.38	6.25	23.21	<b>14.95</b>	0.00	0.00	0.00	<b>0.00</b>
6	35.38	43.75	35.71	<b>38.28</b>	49.23	50.00	50.00	<b>49.74</b>	15.38	6.25	14.29	<b>11.97</b>	0.00	0.00	0.00	<b>0.00</b>
7	26.15	37.50	41.07	<b>34.91</b>	52.31	56.25	50.00	<b>52.85</b>	21.54	6.25	8.93	<b>12.24</b>	0.00	0.00	0.00	<b>0.00</b>
8	36.92	31.25	33.93	<b>34.03</b>	47.69	50.00	53.57	<b>50.42</b>	15.38	18.75	12.50	<b>15.54</b>	0.00	0.00	0.00	<b>0.00</b>
9	27.69	37.50	30.36	<b>31.85</b>	58.46	56.25	51.79	<b>55.50</b>	13.85	6.25	17.86	<b>12.65</b>	0.00	0.00	0.00	<b>0.00</b>
10	24.62	37.50	39.29	<b>33.80</b>	58.46	62.50	48.21	<b>56.39</b>	16.92	0.00	12.50	<b>9.81</b>	0.00	0.00	0.00	<b>0.00</b>
11	46.15	43.75	35.71	<b>41.87</b>	38.46	37.50	48.21	<b>41.39</b>	15.38	18.75	16.07	<b>16.73</b>	0.00	0.00	0.00	<b>0.00</b>
<b>Total</b>	<b>33.29</b>	<b>39.77</b>	<b>35.23</b>	<b>36.10</b>	<b>51.61</b>	<b>50.57</b>	<b>50.81</b>	<b>51.00</b>	<b>15.10</b>	<b>9.66</b>	<b>13.96</b>	<b>12.91</b>	<b>0.00</b>	<b>0.00</b>	<b>0.00</b>	<b>0.00</b>



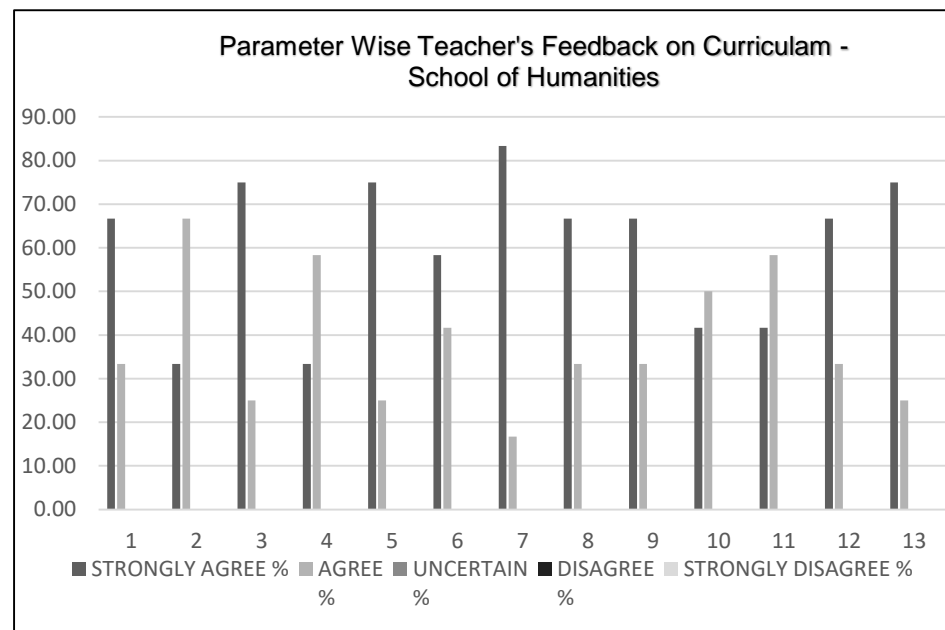
Parameters for Feedback from Students	
1	Course Content of the Syllabus
2	Relevance of the course in the overall structure of program.
3	Employment Orientation in the Curriculum.
4	Recommended Reading material was.
5	Class tests/mid-semester tests were conducted.
6	Opportunities for the students to participate in internship, field & Industry visit, Excursion, Outbound activities.
7	Opportunities for students to attend guest lectures, Seminars, Workshops, Value added programs, Conferences, Competitions.
8	Weekly Hours assigned for this course are sufficient to cover the course contents.
9	Difficulty level of the course
10	Current syllabi provide opportunity to enhance research orientation.
11	Planning of academic assignments and availability of resources to complete the same.

# Teacher Feedback Analysis

The below chart is the consolidated School level analysis report from the 12 Teacher's of School of Humanities for the year 2019-20

**ARKA JAIN University, Jharkhand – 2019-20 – Program Wise Parameter Wise Consolidated Teacher's Feedback**

School Name	School of Humanities				
No. of Respondents	12				
Parameter for Feedback from Faculty	STRONGLY AGREE %	AGREE %	UNCERTAIN %	DISAGREE %	STRONGLY DISAGREE %
1	66.67	33.33	0.00	0.00	0.00
2	33.33	66.67	0.00	0.00	0.00
3	75.00	25.00	0.00	0.00	0.00
4	33.33	58.33	0.00	0.00	0.00
5	75.00	25.00	0.00	0.00	0.00
6	58.33	41.67	0.00	0.00	0.00
7	83.33	16.67	0.00	0.00	0.00
8	66.67	33.33	0.00	0.00	0.00
9	66.67	33.33	0.00	0.00	0.00
10	41.67	50.00	0.00	0.00	0.00
11	41.67	58.33	0.00	0.00	0.00
12	66.67	33.33	0.00	0.00	0.00
13	75.00	25.00	0.00	0.00	0.00



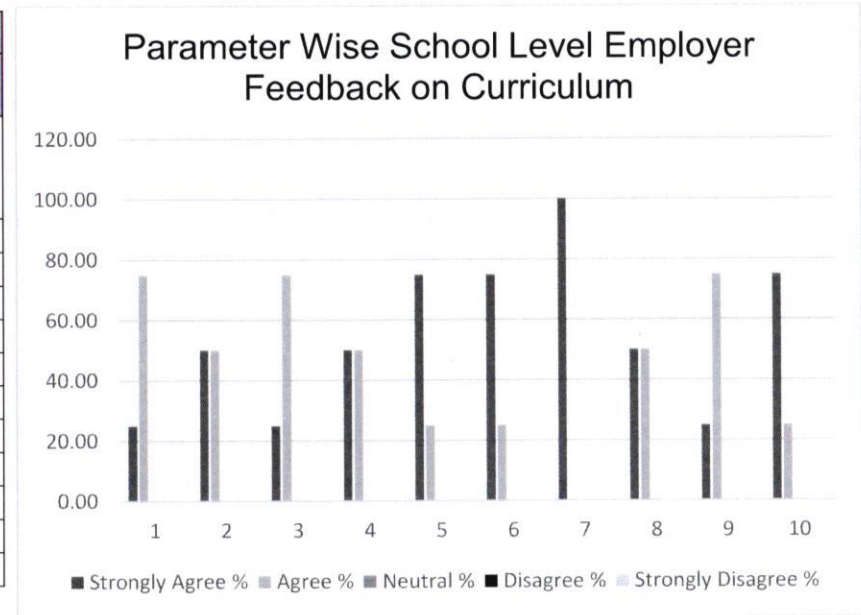
Parameters for Feedback from Teachers	
1	The syllabi is appropriate to program/courses
2	Courses are significant in terms of knowledge, concepts, manual skill, analytical abilities, Academia Industry linkage and broadening perspectives.
3	Program contents satisfy the vision and mission of the university.
4	Credit allocation to each course is appropriate.
5	Well defined course objectives and course outcome to have significant learning outcomes.
6	Practical courses enable students to acquire analytical/ experimental skills and to design and solve problems.
7	The course content is well supported by relevant reference and book materials.
8	Availability and accessibility of reference books/textual reading materials in the Department/ University Library.
9	Availability and accessibility of additional source material (library e-learning materials).
10	On-time coverage of the prescribed syllabus is possible within the allotted hours.
11	Continuous Assessment Tests and semester examinations are conducted regularly well in time with proper coverage of all units in the syllabus.
12	Freedom to propose, modify, suggest and incorporate new topics in the syllabus.
13	Freedom to adopt new techniques/strategies of teaching.

# Employer Feedback Analysis

The below chart is the consolidated School level analysis report from the 4 Employers for School of Humanities for the year 2019-20

**ARKA JAIN University, Jharkhand – 2019-20 – Program Wise Parameter Wise Consolidated Employer’s Feedback**

School Name	BA ENG		BA ENG		BA ENG		BA ENG		BA ENG	
No. of Respondents	4		4		4		4		4	
Parameter for Feedback from Students	Strongly Agree	Strongly Agree %	Agree	Agree %	Neutral	Neutral %	Disagree	Disagree %	Strongly Disagree	Strongly Disagree %
1	25.00	25.00	75.00	75.00	0.00	0.00	0.00	0.00	0.00	0.00
2	50.00	50.00	50.00	50.00	0.00	0.00	0.00	0.00	0.00	0.00
3	25.00	25.00	75.00	75.00	0.00	0.00	0.00	0.00	0.00	0.00
4	50.00	50.00	50.00	50.00	0.00	0.00	0.00	0.00	0.00	0.00
5	75.00	75.00	25.00	25.00	0.00	0.00	0.00	0.00	0.00	0.00
6	75.00	75.00	25.00	25.00	0.00	0.00	0.00	0.00	0.00	0.00
7	100.00	100.00	0.00	0.00	0.00	0.00	0.00	0.00	0.00	0.00
8	50.00	50.00	50.00	50.00	0.00	0.00	0.00	0.00	0.00	0.00
9	25.00	25.00	75.00	75.00	0.00	0.00	0.00	0.00	0.00	0.00
10	75.00	75.00	25.00	25.00	0.00	0.00	0.00	0.00	0.00	0.00
<b>TOTAL</b>	<b>55.00</b>	<b>55.00</b>	<b>45.00</b>	<b>45.00</b>	<b>0.00</b>	<b>0.00</b>	<b>0.00</b>	<b>0.00</b>	<b>0.00</b>	<b>0.00</b>



Parameters for Feedback from Employer	
1	The employee is acquainted with necessary technical knowledge/skill.
2	The students possess adequate communication skills as per the expectation of the job requirements
3	The employee is supportive to find practical solutions for immediate on field problems
4	The employee is able to work as part of a team with other employees
5	The employee is conversant with use of latest technology and equipment
6	They are self-motivated and prepared with an appropriate level of responsibility
7	They are open to innovative ideas and learning new techniques
8	They are well tuned with ethos of the organization
9	They maintain a cordial relationship with subordinates
10	Would you like to recruit again from our University?

*a.k.s. hotwaffav*

