

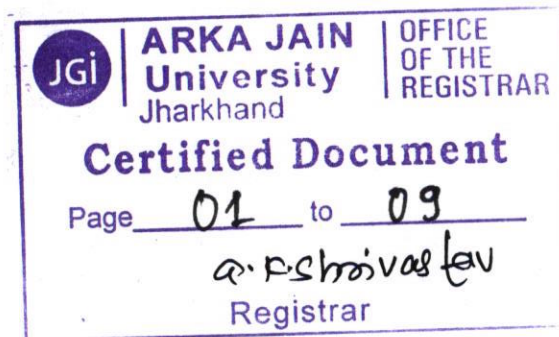
1.4.2

School wise feedback Analysis from Stakeholder

1) Student    2) Teachers    3) Employers    4) Alumni

Academic Year 2019-20

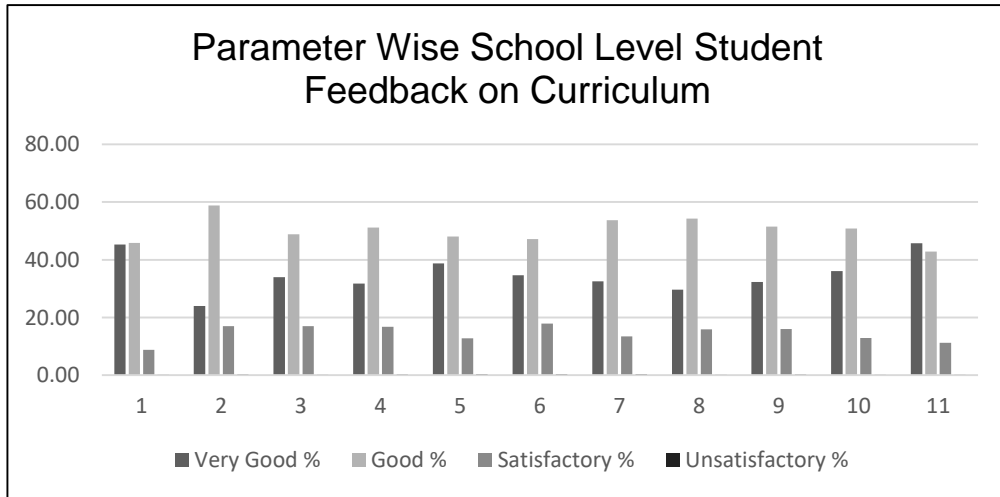
**School of Commerce & Management**



# Student Feedback Analysis

**The below chart is the consolidated School level analysis report from the 887 students of  
School of Commerce & Management for the year 2019-20**  
**ARKA JAIN University, Jharkhand – 2019-20 – Programme Wise Parameter Wise Consolidated Students Feedback**

School Name	BBA	BCOM	MBA		BBA	BCOM	MBA		BBA	BCOM	MBA		BBA	BCOM	MBA	
No. of Respondents	414	374	99		414	374	99		414	374	99		414	374	99	
Parameter for Feedback from Students	Very Good %			Very Good %	Good %			Good %	Satisfactory %			Satisfactory %	Unsatisfactory %			Unsatisfactory %
1	48.79	45.45	41.41	45.22	42.51	42.51	52.53	45.85	8.45	12.03	6.06	8.85	0.24	0.00	0.00	0.08
2	16.67	21.93	33.33	23.98	64.73	59.09	52.53	58.78	18.36	18.45	14.14	16.98	0.24	0.53	0.00	0.26
3	31.64	29.95	40.40	34.00	50.72	50.27	45.45	48.81	17.39	19.52	14.14	17.02	0.24	0.27	0.00	0.17
4	33.09	27.81	34.34	31.75	50.00	54.01	49.49	51.17	16.67	17.65	16.16	16.83	0.24	0.53	0.00	0.26
5	37.92	36.90	41.41	38.74	46.38	48.40	49.49	48.09	14.98	14.44	9.09	12.84	0.72	0.27	0.00	0.33
6	33.82	31.82	38.38	34.67	46.86	50.00	44.44	47.10	18.60	17.91	17.17	17.89	0.72	0.27	0.00	0.33
7	34.78	34.49	28.28	32.52	53.86	49.73	57.58	53.72	10.63	15.51	14.14	13.43	0.72	0.27	0.00	0.33
8	27.78	29.95	31.31	29.68	55.56	53.74	53.54	54.28	16.43	16.04	15.15	15.87	0.24	0.27	0.00	0.17
9	31.16	29.41	36.36	32.31	51.21	53.74	49.49	51.48	17.15	16.58	14.14	15.96	0.48	0.27	0.00	0.25
10	36.47	35.29	36.36	36.04	49.76	50.27	52.53	50.85	13.53	14.17	11.11	12.94	0.24	0.27	0.00	0.17
11	46.86	43.85	46.46	45.72	40.34	42.78	45.45	42.86	12.56	13.10	8.08	11.25	0.24	0.27	0.00	0.17
<b>TOTAL</b>	<b>34.45</b>	<b>33.35</b>	<b>37.09</b>	<b>34.97</b>	<b>50.18</b>	<b>50.41</b>	<b>50.23</b>	<b>50.27</b>	<b>14.98</b>	<b>15.95</b>	<b>12.67</b>	<b>14.53</b>	<b>0.39</b>	<b>0.29</b>	<b>0.00</b>	<b>0.23</b>



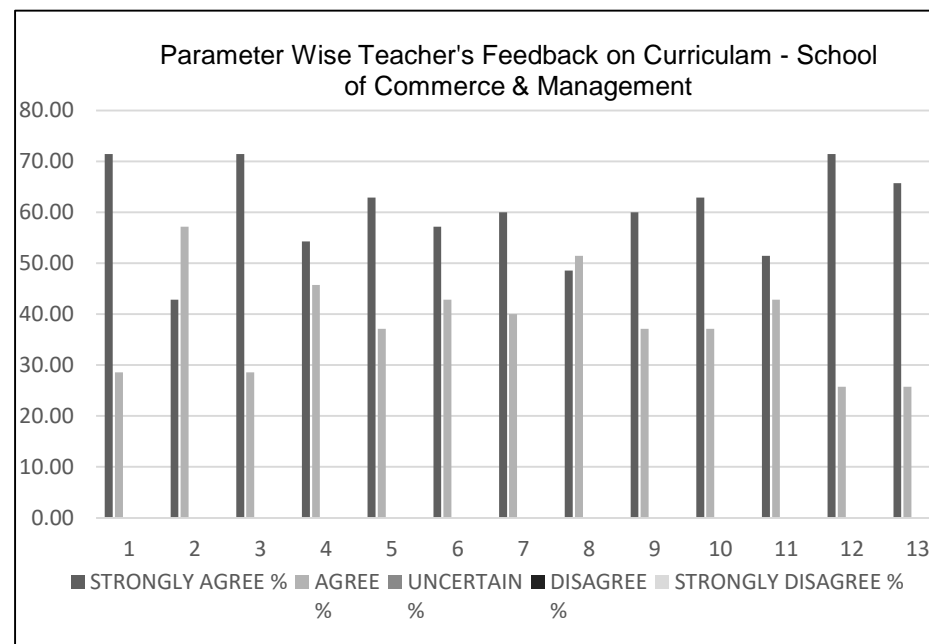
Parameters for Feedback from Students	
1	Course Content of the Syllabus
2	Relevance of the course in the overall structure of program.
3	Employment Orientation in the Curriculum.
4	Recommended Reading material was.
5	Class tests/mid-semester tests were conducted.
6	Opportunities for the students to participate in internship, field & Industry visit, Excursion, Outbound activities.
7	Opportunities for students to attend guest lectures, Seminars, Workshops, Value added programs, Conferences, Competitions.
8	Weekly Hours assigned for this course are sufficient to cover the course contents.
9	Difficulty level of the course
10	Current syllabi provide opportunity to enhance research orientation.
11	Planning of academic assignments and availability of resources to complete the same.

# Teacher Feedback Analysis

The below chart is the consolidated School level analysis report from the 35 Teacher's of School of Commerce & Management for the year 2019-20

**ARKA JAIN University, Jharkhand – 2019-20 – Program Wise Parameter Wise Consolidated Teacher's Feedback**

School Name	School of Commerce & Management				
No. of Respondents	35				
Parameter for Feedback from Faculty	STRONGLY AGREE %	AGREE %	UNCERTAIN %	DISAGREE %	STRONGLY DISAGREE %
1	71.43	28.57	0.00	0.00	0.00
2	42.86	57.14	0.00	0.00	0.00
3	71.43	28.57	0.00	0.00	0.00
4	54.29	45.71	0.00	0.00	0.00
5	62.86	37.14	0.00	0.00	0.00
6	57.14	42.86	0.00	0.00	0.00
7	60.00	40.00	0.00	0.00	0.00
8	48.57	51.43	0.00	0.00	0.00
9	60.00	37.14	0.00	0.00	0.00
10	62.86	37.14	0.00	0.00	0.00
11	51.43	42.86	0.00	0.00	0.00
12	71.43	25.71	0.00	0.00	0.00
13	65.71	25.71	0.00	0.00	0.00

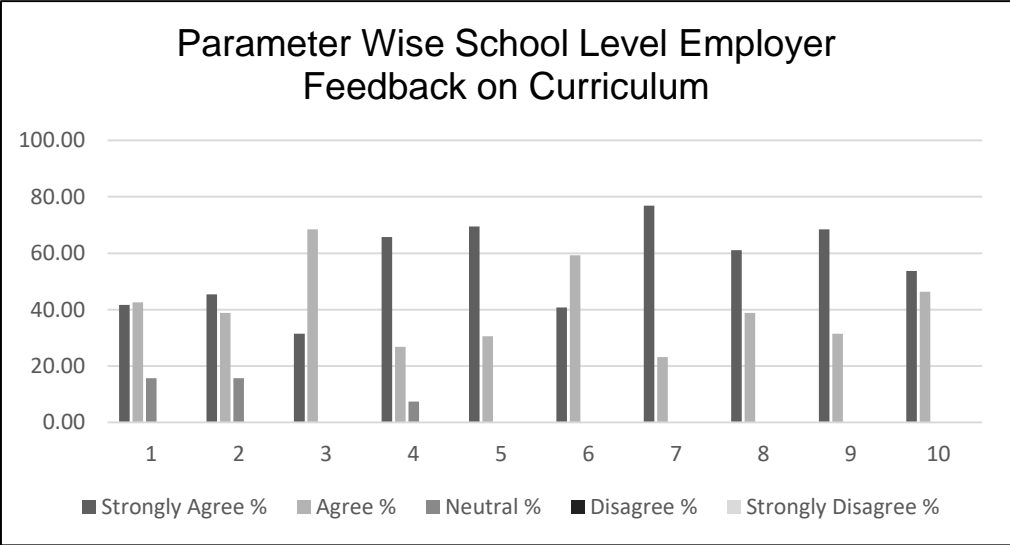


Parameters for Feedback from Teachers	
1	The syllabi is appropriate to program/courses
2	Courses are significant in terms of knowledge, concepts, manual skill, analytical abilities, Academia Industry linkage and broadening perspectives.
3	Program contents satisfy the vision and mission of the university.
4	Credit allocation to each course is appropriate.
5	Well defined course objectives and course outcome to have significant learning outcomes.
6	Practical courses enable students to acquire analytical/ experimental skills and to design and solve problems.
7	The course content is well supported by relevant reference and book materials.
8	Availability and accessibility of reference books/textual reading materials in the Department/ University Library.
9	Availability and accessibility of additional source material (library e-learning materials).
10	On-time coverage of the prescribed syllabus is possible within the allotted hours.
11	Continuous Assessment Tests and semester examinations are conducted regularly well in time with proper coverage of all units in the syllabus.
12	Freedom to propose, modify, suggest and incorporate new topics in the syllabus.
13	Freedom to adopt new techniques/strategies of teaching.

# Employer Feedback Analysis

**The below chart is the consolidated School level analysis report from the 10 Employers for School of Commerce & Management for the year 2019-20**  
**ARKA JAIN University, Jharkhand – 2019-20 – Program Wise Parameter Wise Consolidated Employer’s Feedback**

School Name	BBA	BCOM	MBA		BBA	BCOM	MBA		BBA	BCOM	MBA		BBA	BCOM	MBA		BBA	BCOM	MBA	
No. of Respondents	9	9	4		9	9	4		9	9	4		9	9	4		9	9	4	
Parameter for Feedback from Students	Strongly Agree			Strongly Agree %	Agree			Agree %	Neutral			Neutral %	Disagree			Disagree %	Strongly Disagree			Strongly Disagree %
1	44.44	55.56	25.00	41.67	44.44	33.33	50.00	42.59	11.11	11.11	25.00	15.74	0.00	0.00	0.00	0.00	0.00	0.00	0.00	0.00
2	55.56	55.56	25.00	45.37	33.33	33.33	50.00	38.89	11.11	11.11	25.00	15.74	0.00	0.00	0.00	0.00	0.00	0.00	0.00	0.00
3	22.22	22.22	50.00	31.48	77.78	77.78	50.00	68.52	0.00	0.00	0.00	0.00	0.00	0.00	0.00	0.00	0.00	0.00	0.00	0.00
4	55.56	66.67	75.00	65.74	33.33	22.22	25.00	26.85	11.11	11.11	0.00	7.41	0.00	0.00	0.00	0.00	0.00	0.00	0.00	0.00
5	66.67	66.67	75.00	69.45	33.33	33.33	25.00	30.55	0.00	0.00	0.00	0.00	0.00	0.00	0.00	0.00	0.00	0.00	0.00	0.00
6	66.67	55.56	0.00	40.74	33.33	44.44	100.00	59.26	0.00	0.00	0.00	0.00	0.00	0.00	0.00	0.00	0.00	0.00	0.00	0.00
7	77.78	77.78	75.00	76.85	22.22	22.22	25.00	23.15	0.00	0.00	0.00	0.00	0.00	0.00	0.00	0.00	0.00	0.00	0.00	0.00
8	66.67	66.67	50.00	61.11	33.33	33.33	50.00	38.89	0.00	0.00	0.00	0.00	0.00	0.00	0.00	0.00	0.00	0.00	0.00	0.00
9	77.78	77.78	50.00	68.52	22.22	22.22	50.00	31.48	0.00	0.00	0.00	0.00	0.00	0.00	0.00	0.00	0.00	0.00	0.00	0.00
10	55.56	55.56	50.00	53.71	44.44	44.44	50.00	46.29	0.00	0.00	0.00	0.00	0.00	0.00	0.00	0.00	0.00	0.00	0.00	0.00
<b>TOTAL</b>	<b>58.89</b>	<b>60.00</b>	<b>47.50</b>	<b>55.46</b>	<b>37.78</b>	<b>36.66</b>	<b>47.50</b>	<b>40.65</b>	<b>3.33</b>	<b>3.33</b>	<b>5.00</b>	<b>3.89</b>	<b>0.00</b>	<b>0.00</b>	<b>0.00</b>	<b>0.00</b>	<b>0.00</b>	<b>0.00</b>	<b>0.00</b>	<b>0.00</b>



Parameters for Feedback from Employer	
1	The employee is acquainted with necessary technical knowledge/skill.
2	The students possess adequate communication skills as per the expectation of the job requirements
3	The employee is supportive to find practical solutions for immediate on field problems
4	The employee is able to work as part of a team with other employees
5	The employee is conversant with use of latest technology and equipment
6	They are self-motivated and prepared with an appropriate level of responsibility
7	They are open to innovative ideas and learning new techniques
8	They are well tuned with ethos of the organization
9	They maintain a cordial relationship with subordinates
10	Would you like to recruit again from our University?

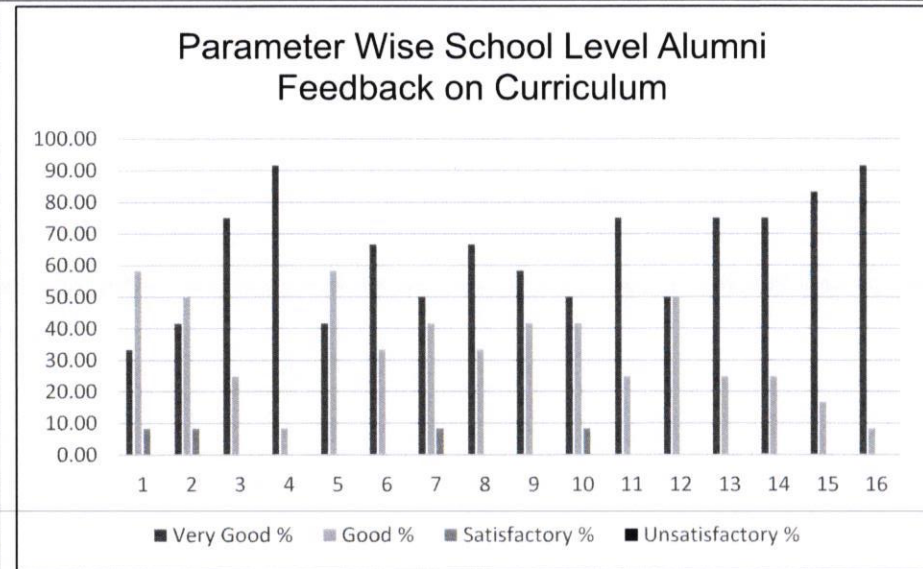
# Alumni Feedback Analysis



The below chart is the consolidated Alumni School level analysis report from the 12 alumni of SCOM for the year 2019-20

**ARKA JAIN University, Jharkhand – 2019-20 – Programme Wise Parameter Wise Consolidated Alumni Feedback**

School Name	MBA	MBA	MBA	MBA	MBA	MBA	MBA	
No. of Respondents	12	12	12	12	12	12	12	
Parameter for Feedback from Students	Very Good	Very Good %	Good	Good %	Satisfactory	Satisfactory %	Un-Satisfactory	Unsatisfactory %
1	33.33	33.33	58.33	58.33	8.33	8.33	0.00	0.00
2	41.67	41.67	50.00	50.00	8.33	8.33	0.00	0.00
3	75.00	75.00	25.00	25.00	0.00	0.00	0.00	0.00
4	91.67	91.67	8.33	8.33	0.00	0.00	0.00	0.00
5	41.67	41.67	58.33	58.33	0.00	0.00	0.00	0.00
6	66.67	66.67	33.33	33.33	0.00	0.00	0.00	0.00
7	50.00	50.00	41.67	41.67	8.33	8.33	0.00	0.00
8	66.67	66.67	33.33	33.33	0.00	0.00	0.00	0.00
9	58.33	58.33	41.67	41.67	0.00	0.00	0.00	0.00
10	50.00	50.00	41.67	41.67	8.33	8.33	0.00	0.00
11	75.00	75.00	25.00	25.00	0.00	0.00	0.00	0.00
12	50.00	50.00	50.00	50.00	0.00	0.00	0.00	0.00
13	75.00	75.00	25.00	25.00	0.00	0.00	0.00	0.00
14	75.00	75.00	25.00	25.00	0.00	0.00	0.00	0.00
15	83.33	83.33	16.67	16.67	0.00	0.00	0.00	0.00
16	91.67	91.67	8.33	8.33	0.00	0.00	0.00	0.00
<b>TOTAL</b>	<b>64.06</b>	<b>64.06</b>	<b>33.85</b>	<b>33.85</b>	<b>2.08</b>	<b>2.08</b>	<b>0.00</b>	<b>0.00</b>



Parameters for Feedback from Alumni	
1	Is the curriculum updated on a regular basis depending on the current trends and advanced topics?
2	How realistic do you find the curriculum / syllabus connects with real life and with the requirements of the industry.
3	Flexibility of the programme offered in studying papers of your choices were there.
4	The composition of courses in terms of Program Core , Program Electives, Open Electives , Project , Internship etc. are well balanced.
5	How far do you think that the syllabus of your course was useful and Knowledge base for enrolling in programmes at the next level ( from Bachelors to Masters and Maters to Doctoral etc.) and Job
6	The texts and reading materials prescribed in the syllabus are comprehensive , up-to-date, and relevant to the programme of study.
7	Please indicate how much was the syllabus of your programme able to meet your expectations towards the degree you enrolled for .
8	Course objectives and outcomes are well defined and clear in the syllabi.
9	The sequence of the courses distributed among semesters are appropriate and the credits ,contact hours of courses offered are balanced.
10	The curriculum comprises balanced blend of both theory and practical courses for holistic development of student.
11	The Structure of the curriculum frame for the entire program is designed to enhance employability.
12	The Syllabus has enough innovativeness and opportunities for creative thinking and future research ?
13	The courses in curriculum also emphasize on inculcating management, entrepreneurship skills along with personal and career development of the students.
14	The design of courses offers extra-learning or self learning also.
15	Rate your overall experience about the university
16	The courses like Projects, Summer/ Institutional trainings to provide hands on experiential learning and industrial exposure are sufficient in the curriculum.

*a.k.s. shrivastava*

