

A Project Report On

TRAVEL AND TOURISM MANAGEMENT SYSTEM

BACHELOR OF COMPUTER APPLICATION



DEPARTMENT OF COMPUTER SCIENCE & INFORMATION TECHNOLOGY

ARKA JAIN UNIVERSITY, JAMSHEDPUR

JHARKHAND

2019-2022

Under The esteemed guidance of

Ms. SWETA KUMARI BARNWAL

Assistant Professor

&

Dr. Arvind Kumar Pandey

PRESENTED BY

SANDEEP KUMAR

(AJU/191118)

A Project Report on
Travel And Tourism Management System

*Submitted in partialfulfilment
for the award of the Degree in*

BACHELOR OF COMPUTER APPLICATION

By

SANDEEP KUMAR

AJU/191118

Under the guidance of

Ms. SWETA KUMARI BARNWAL



ARKA JAIN UNIVERSITY

JAMSHEDPUR, JHARKHAND

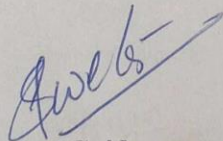
DEPARTMENT OF COMPUTER SCIENCE & INFORMATION TECHNOLOGY

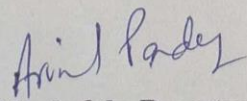
2019-22


ARKA JAIN UNIVERSITY
JAMSHEDPUR, JHARKHAND
DEPARTMENT OF COMPUTER SCIENCE & INFORMATION TECHNOLOGY

CERTIFICATE

This is to certify that the project entitled, "TRAVEL AND TOURISM MANAGEMENT SYSTEM" is bonafide work of SANDEEP KUMAR bearing Enrollment: (AJU/191118) submitted in partial fulfillment of the requirements for the award of degree of BACHELOR OF COMPUTER APPLICATION from ARKA JAIN UNIVERSITY, JHARKHAND.


Internal Guide


Head of the Department


External Examiner

Date: 25/05/2022



University Seal

ALEARNING GURU ALU PVT. LTD.

CIN No. : U72900JH2019PTC013637

Q. NO. - E/19/1, RAILWAY COLONY, SINI NEAR RAM MANDIR SERAIKELLA KHARSAWAN Seraikela
JH 833220 IN

Email: support@alearningguru.in Website: www.alearningguru.in Phone :+917857849968

INTERNSHIP APPRECIATION LETTER

TO WHOM SO EVER IT MAY CONCERN

This is to certify that **Mr. Sandeep Kumar**, a student of Arka Jain University has successfully completed Training Internship program with our organization in **Full Stack Web Development**. During the span of him Internship with us, the candidate has been actively & diligently involved in the projects and tasks assigned to him. The candidate has exclusively worked over the project. This implicated on the practical execution of the courseware and the skills the student had learned with us as part of the Training Program with us for Six months from 04/10/2021 to 04/05/2022.

The topic of the project was: **“Travel And Tourism Management System”**

The Frontend and Backend used for project development were HTML, CSS JavaScript, Bootstrap, Ajax, PHP, and MYSQL.

We found him sincere, hardworking, technically sound and result oriented. He has shown an impressive skill towards being a diligent task handler as well as collaborating with the team and being a seamless part of the team during his tenure. He has shown the ability to incorporate the ideologies and concepts of the company and being a strong team player and contributing towards successful result-oriented goals.

We take this opportunity to thank him to part of our organization and wish him all best for his future.

Sincerely yours,



Mr. Aman Rajak

Director

ALEARNING GURU ALU PVT. LTD.

ALEARNING GURU ALU PVT. LTD.

CIN No. : U72900JH2019PTC013637

Q. NO. - E/19/1, RAILWAY COLONY, SINI NEAR RAM MANDIR SERAIKELLA KHARSAWAN Seraikela JH
833210 IN

Email: support@alearningguru.in Website: www.alearningguru.in Phone :+917857849968

ABSTRACT

This Project is entitled as “**TRAVEL AND TOURISM MANAGEMENT SYSTEM**”.

As the name specifies “**TOURISM MANAGEMENT SYSTEM**” is software, developed for managing tour booking.

Identification of the drawbacks of the existing system leads to the designing of computerized system that will be compatible to the existing system with the system which is more users friendly and more GUI oriented. We can improve the efficiency of the system, thus overcome the drawbacks of the existing system.

- Less human error
- Strength and strain of manual labor can be reduced
- High security
- Data redundancy can be avoided to some extent
- Data consistency
- Easy to handle
- Easy data updating
- Easy record keeping
- Backup data can be easily generated

ACKNOWLEDGMENT


I would like to express my sincere gratitude to several individuals and organization for supporting me throughout the completion of my project.

First, I wish to express my sincere gratitude to my mentor (Ms. SWETA KUMARI BARNWAL) for her enthusiasm patience, insightful comments, helpful information, practical advices and unceasing ideas that have helped me tremendously at all times in my Project and writing of these thesis. Her immense knowledge, profound experience and professional expertise in Backend have enabled me to complete this project successfully. Without her support and guidance, this project would not have been possible.

I am also thankful tour respected H.O.D Dr. Arvind Kumar Pandey and all faculty members for loving inspiration and timely guidance. I also wish to express my sincere thanks to the Department of Computer Science & Information Technology of ARKA JAIN UNIVERSITY for accepting this project.

And I am also thankful to my parents who gave me the opportunity to study BCA in Arka Jain University

Thanks for all your encouragement!




SANDEEP KUMAR (AJU/191118)

Roll No. 139 (BCA, IOT)

DECLARATION

I hereby declare that the project entitled, "TRAVEL AND TOURISM MANAGEMENT SYSTEM" is done at ARKA JAIN UNIVERSITY, has not been in any case duplicate to submit to any other university for the award of degree. To the best of my knowledge other than me, no one has submitted to any other university.

This project is done in partial fulfillment of the requirements for the award of degree of BACHELOR OF COMPUTER APPLICATION to be submitted as final semester project as a part of our curriculum.



SANDEEP KUMAR

Signature of student

TABLE OF CONTENT

Chapter 1: Introduction.....	1
1.1 Purpose and scope	2
1.2 Project planning.....	2
1.3 Objective.....	3
Chapter 2: System Analysis.....	4
2.1 Existing System.....	4
2, 2 Proposed System.....	5
2.3 Study of the System.....	6
2.4 Feasibility report.....	6
2.5 Technical feasibility.....	7
2.6 Operational feasibility.....	7
2.7 Economical feasibility.....	8
2.8 Required specification.....	8
2.9 Functional requirements.....	8
2.10 Hardware Requirements.....	10
2.11 Software Requirements.....	11
2.12 Introduction to DFD.....	17
LEVEL -0.....	18
LEVEL-1.....	19
LEVEL-2.....	21

Chapter 3: System Design	26
Module Division.....	
3.1Introduction to methods and design adopted within the design.....	26
3.2Advantages.....	29
3.3Performance requirements.....	29
3.4Implementation	29
3.5Software development practices adopted.....	30
3.9UML Diagrams.....	31
3.10ER Diagrams.....	36
3.11Database Design.....	37
Chapter 4: Implementation and Testing	
4.1Coding.....	44
4.2Testing Approach.....	224
4.3Use Case.....	226
Chapter 5: Results and Discussion (Output Screens)	
5.1Screenshots of output screens.....	228
Chapter 6: Conclusion and Future work	239
Chapter 7: References	2340

INTRODUCTION

Tourism has turned out to be an economic booster contributing to the economic development of many countries over the last few decades. People see holidays as a necessity, and not as luxury in the present scenario. Tourism calls for coordination and cooperation between travel agents, tour operators, and tourists. Tourism has a few major elements – destinations, attractions, sites, accommodation, and all ancillary services.

Tour Management system is a dynamic website for tourism business. It is dynamic and responsive website. It is also called travel technology solutions for agencies and tour operations. Nearly everyone goes on vacation for this a “Travel and Tourism Management system” would play a vital role in planning the perfect trip. The tourism management system that allows the user of the system access all the details such as location, events, trips, accommodation’s, and etc. The purposed system maintains centralized repository to make necessary travel arraignments and to retrieve information easily. Tourists are more attractive for cultural diversity of the worlds.

1.1PURPOSE OF THE PROJEECT

The purpose is to build a system that performs all operations related to traveling, booking, sightseeing, etc. This system connects customers and agents directly, provides a feedback mechanism for tourists maintains and controls the database of tourists' information, and gives a variety of travel services.

Unique about “Tourism Management System”

- The uniqueness about our project is that, we encourage “LOCAL TOURISM”.
- Benefits of “LOCAL TOURISM” Is that will encourage and give empowerment to the locals from which they can earn.
- Other benefits are that people can know about the local culture and more about that place.
- The best thing about our project is that our client does not need to search for any hotel or accommodation they will directly get into their package.

1.2 Project Planning

At the beginning of the project, we scheduled meeting time for the group to discuss on the design and implementation of the software and what language to use in writing the software. We had several Meetings of this effect. When then developed a time-line for the project–when we would Be releasing. The first version for scrutiny and the estimated time we thought we would use for refactoring. We also pondered on a suitable name to give the project. We came up with the name “ROAD LESS TRAVELLED”.

The group was then divided into two pairs that would work on parts of the code. We kept in touch With each other and whenever we had difficulties, we asked each other question. On some Occasions, we had to pretend we were the customer so as to try to figure out some of the things that User would desire, such as the friendliness of the user interface and ease of navigation through the Software. We also created a blog so that we could communicate with each other, and also so that our When we discovered that we were behind schedule, we met to create a new time-

line. We were behind schedule mostly because of our different engagements in collage work and other personal Issues. Fortunately for the team, we were able to stick to the new time-line and the project was Completed in due time. After the major part of the code was completed, we went ahead to lace the code, that is, adding Exception handlers which will make the software more robust. We avoided this at the beginning Because we did not want to get confused with too many lines of code. The version of the software that has been released can still be improved depending on user response. So far, we have succeeded in completing the desired goal of from the user stories given to us. The Beta software has been released about three times and we have been able to get good ideas from the various users on how to improve the functionality, reliability and robustness of the software.

1.3 OBJECTIVE:

- ❑ The objective of the project is to develop a system that automates the processes and activities of a travel and tourism agency.
- ❑ The purpose is to design a system using which one can perform all operations related to traveling and sight-seeing.

Chapter 2

System Analysis

System analysis in software engineering is, therefore, the activities that comprise software engineering as a process in the production of software. It is the software process. This process has 4 main activities. They are:

- Software specification
- Software design and implementation
- Software validation
- Software evolution

As we can see, these activities are similar to those within systems analysis and the design of software. Depending on the methodology used, the activities can be arranged differently. They are arranged sequentially, for example, in the well-known Waterfall Model, while in the Incremental Development model they are inter-related.

2.1 EXISTING SYSTEM:

- In the present system a customer has to approach various agencies to find details of places and to book tickets.
- This often requires a lot of time and effort.
- A customer may not get the desired information from these offices and often the customer may be misguided.
- It is tedious for a customer to plan a particular journey and have it executed properly.

CHALLENGES EXISTING SYSTEM:

The user needs to visit the travel agency office to plan any tour. It involves a lot of manual paperwork, and customers need to stay in the queue for a long time. The present systems are

inadequate in providing information and advice to the agencies and customers about tour plans. Most of the time agencies have to rely on local information sources and their own experience regarding time and cost. Through a phone call, they have to get information. There are some problems that exist in traditional systems, and those are given as follows:

- There will be many users visiting the portal, and hence we require a reliable and robust frontend that can withhold the users on our site.
- We need a secure database, whereas data will be store by everyone.

2.2 PROPOSED SYSTEM:

- The proposed system is a web based application and maintains a centralized repository of all related information.
- The system allows one to easily access the relevant information and make necessary travel arrangements.
- Users can decide about places they want to visit and make bookings online for travel and accommodation.

FEATURES OF PROPOSED SYSTEM:

1. **Cloud Technology:** Tourism Management System incorporates cloud-based back-end web design that can achieve in storing large storehouses of data.
2. **Security:** The system is entirely password protected. Only authorized users can get access. Features like Mobile number verification via OTP, Email verification are also included.
3. **Flexibility:** The project has been designed in such a way that new features and modules can be added to the system in the future as per user requirements.
4. **Time-Saving:** One can access the travel management office from anywhere on the web and need not visit the travel agency office.

5. The various requirements of the system can be summarized as:-
6. **Signup:** New users give their completed personal details, address, email, and phone number for registration.
7. **Login:** The user enters their username and password for login.
8. **Holiday packages:** Users can then enter the date of journey and return; they can also select the packages, number of rooms, etc., and can choose the packages as Deluxe, Premium, Super deluxe.
9. **Best deals:** Users can get the best deals with discount prices based on their preferences available during the festival season.
10. **Feedback:** The users can give their input.
11. **About us:** The user can get information about the travel agency
12. **Contact us:** It displays the contact details.

2.3 STUDY OF THE SYSTEM:

To provide flexibility to the users, the interfaces have been developed that are accessible through a browser. The GUI'S at the top level have been categorized as

1. Administrative user interface
2. The operational or generic user interface

The 'administrative user interface' concentrates on the consistent information that is practically, part of the organizational activities and which needs proper authentication for the data collection. These interfaces help the administrators with all the transactional states like Data insertion, Data deletion and Date updating along with the extensive data search capabilities.

The 'operational or generic user interface' helps the end users of the system in transactions through the existing data and required services. The operational user interface also helps the ordinary users in managing their own information in a customized manner as per the included flexibilities.

2.4 FEASIBILITY STUDY:

FEASIBILITY REPORT:

Preliminary investigation examines project feasibility; the likelihood the system will be useful to the organization. The main objective of the feasibility study is to test the Technical, Operational and Economical feasibility for adding new modules and debugging old running system. All systems are feasible if they are given unlimited resources and infinite time. There are aspects in the feasibility study portion of the preliminary investigation:

- Technical Feasibility
- Operation Feasibility
- Economic Feasibility

2.5 TECHNICAL FEASIBILITY:

The technical issue usually raised during the feasibility stage of the investigation includes the following:

- Does the necessary technology exist to do what is suggested?
- Do the proposed equipment's have the technical capacity to hold the data required to use the new system?
- Will the proposed system provide adequate response to inquiries, regardless of the number or location of users?
- Can the system be upgraded if developed?
- Are there technical guarantees of accuracy, reliability, ease of access and data security?

2.6 OPERATIONAL FEASIBILITY:

Proposed projects are beneficial only if they can be turned out into information systems, which will meet the organization's operating requirements. Operational feasibility aspects of the

project are to be taken as an important part of the project implementation. Some of the important issues raised are to test the operational feasibility of a project includes the following: -

- Is there sufficient support for the management from the users?
- Will the system be used and work properly if it is being developed and implemented?
- Will there be any resistance from the user that will undermine the possible application benefits?

This system is targeted to be in accordance with the above-mentioned issues. Beforehand, the management issues and user requirements have been taken into consideration. So there is no question of resistance from the users that can undermine the possible application benefits.

The well-planned design would ensure the optimal utilization of the computer resources and would help in the improvement of performance status.

2.7 ECONOMIC FEASIBILITY:

A system can be developed technically and that will be used if installed must still be a good investment for the organization. In the economic feasibility, the development cost in creating the system is evaluated against the ultimate benefit derived from the new systems. Financial benefits must equal or exceed the costs. The system is economically feasible. It does not require any additional hardware or software.

2.8 Required Specifications

The purpose is to build a system that performs all operations related to traveling, booking, sightseeing, etc. This system connects customers and agents directly, provides a feedback mechanism for tourists maintains and controls the database of tourists' information, and gives a variety of travel services.

2.9 FUNCTIONAL REQUIREMENTS:

Requirement analysis is very critical process that enables the success of a system or software project to be assessed. Requirements are generally split into two types: Functional and Nonfunctional requirements.

Functional requirements: These are the requirements that the end user specifically demand as basic facilities that the system should offer. All these functionalities need to be necessarily incorporated into the system as a part of the contract. These are represented or stated in the form of input to be given to the system, the operation performed and the output expected. They are basically the requirements stated by the user which one can see directly in the final product, unlike the non-functional requirements.

Number of Modules

After careful analysis the system has been identified to have the following modules:

- 1. Administrator module**
- 2. User(Traveler) module**
- 3. Guest user**

1. ADMINISTRATOR MODULE:

This module provides administrator related functionality. Administrator manages all information and has access rights to add, delete, edit and view the data related to places, travels, routes, bookings, Enquiries etc.

Packages—Admin will create the packages and Manage the packages (Create, Update, delete)

Users- Admin views all Information of all users.

Booking- Admin will responsible for manage booking. Admin can confirm and cancel a booking of traveler.

Manage issues/ Complaints—Admin can take action on any issue /complaint rose by user (traveller) and Put remark.

Manage Enquiries—admin can manage all enquiries raised by users (traveller).

Manage pages- Admin can edit the info of all pages that are display on the website,

Dashboard- Here admin can view all count of booking, issues, Enquiries and Users.

Change password--- Admin can change own password.

2. USER (TRAVELLER) MODULE:

Signup- User can register you for booking.

Sign in- Here user can login with valid username and password.

Forgot Password—User can recover/change their own password.

My Profile- user can update own profile.

Tour history-After login user can book any tour that will show in Tour history. User can cancel their booking before 24 hours of travelling.

Change Password---- User can generate their own Password.

Write-use—here user can raise any issue related to booking, Cancelation etc.

3. Guest MODULE:

Guest user can visit the website and view the all content of website. Guest user cans also Enquiry.

2.10 Hardware Configuration

RAM	512 MB
Hard disk	10 GB
Processor	1.0 GHz

2.11 Software Configuration

In software engineering, software configuration management (SCM) is a process to systematically manage, organize, and control the changes in the documents, codes, and other entities during the Software Development Life Cycle.

Client Side:

Web Browser	Google Chrome or any compatible browser
Operating System	Windows or any equivalent OS

Server Side:

Web Server	APACHE v2.4.46
Frontend	HTML, CSS, JAVASCRIPT,AJAX
Backend	PHP v8.0.0, MYSQL v5.7.0
Editor	Visual studio code
Web Browser	Crome, Internet explorer or any
Operating	Windows(Vista/7 or above)

USE OF PHP

PHP is a general-purpose scripting language that is especially suited for web development. PHP generally runs on a web server, taking PHP code as its input and creating web pages as output. It can also be used for command-line scripting and client-side GUI applications. PHP can be deployed on most web servers, many operating systems and platforms, and can be used with many relational database management systems. It is available free of charge, and the PHP Group provides the complete source code for users to build, customize and extend for their own use.

USE OF MYSQL

What is a database? Quite simply, it's an organized collection of data. A database management system (DBMS) such as Access, FileMaker Pro, Oracle or SQL Server provides you with the software tools you need to organize that data in a flexible manner. It includes facilities to add, modify or delete data from the database, ask questions (or queries) about the data stored in the database and produce reports summarizing selected contents.

MySQL is a multithreaded, multi-user SQL database management system (DBMS). The basic program runs as a server providing multi-user access to a number of databases. Originally financed in a similar fashion to the Jobs model, MySQL was owned and sponsored by a single for-profit firm, the Swedish company MySQLAB now a subsidiary of Sun Microsystems, which holds the copyright to most of the codebase. The project's source code is available under terms of the GNU General Public License, as well as under a variety of proprietary agreements.

MySQL is a database. The data in MySQL is stored in database objects called tables. A table is a collection of related data entries and it consists of columns and rows. Databases are useful when storing information categorically. A company may have a database with the following tables: "Employees", "Products", "Customers" and "Orders".

USE OF HTML

Hypertext Markup Language, or HTML, is a programming language used to describe the structure of information on a webpage. Together, HTML, CSS, and JavaScript make up the essential building blocks of websites worldwide, with CSS controlling a page's appearance and JavaScript programming its functionality. You can think of the HTML document as providing the bones of a webpage, while CSS provides the skin, and JavaScript provides the brains.

A webpage can contain headings, paragraphs, images, videos, and many other types of data. Front-end developers use the HTML element to specify what kind of information each item on a webpage contains — for instance, the “p” HTML element indicates a paragraph. Developers also write HTML language code to specify how different items relate to one another in the page's overall structure or document structure.

Every website you open in your web browser, from social networks to music services, uses HTML. A look under the hood of any website would reveal a basic HTML code page, written with an HTML structure editor, providing structure for all the page's components, including its header element, footer element, main content, and other inline elements.

Laying Out Pages with CSS

In Macromedia Dreamweaver 8, you can use CSS styles to lay out your page. You can either insert div tags manually or apply CSS positioning styles to them, or you can use Dreamweaver layers to create your layout. A layer in Dreamweaver is an HTML page element—specifically, a div tag, or any other tag—that has an absolute position assigned to it. Whether you use CSS, tables, or frames to lay out your pages, Dreamweaver has rulers and grids for visual guidance in your layout. Dreamweaver also has a tracing image feature, which you can use to re-create a page design that was created in a graphics application.

USE of phpMAdmin

PhpMyAdmin is an open source tool written in PHP intended to handle the administration of MySQL over the World Wide Web. PhpMyAdmin supports a wide range of operations with MySQL. Currently it can create and drop databases, create/drop/alter tables, and delete/edit/add fields, execute any SQL statement, manage users and permissions, and manage keys on fields. While you still have the ability to directly execute any SQL statement. PhpMyAdmin can manage a whole MySQL server (needs a super-user) as well as a single database. To accomplish the latter you'll need a properly set up MySQL user who can read/write only the desired database. It's up to you to look up the appropriate part in the MySQL manual.

USE of Apache Web server

Often referred to as simply Apache, a public-domain open source Web server developed by a loosely-knit group of programmers. The first version of Apache, based on the NCSA http Web server, was developed in 1995. Core development of the Apache Web server is performed by a group of about 20 volunteer programmers, called the *Apache Group*. However, because the source code is freely available, anyone can adapt the server for specific needs, and there is a large public library of Apache add-ons. In many respects, development of Apache is similar to development of the Linux operating system.

The original version of Apache was written for UNIX, but there are now versions that run under OS/2, Windows and other platforms. The name is a tribute to the Native American Apache Indian tribe, a tribe well known for its endurance and skill in warfare. A common misunderstanding is that it was called Apache because it was developed from existing NCSA code plus various patches, hence the name *a patchy server*, or Apache server.

Apache consistently rates as the world's most popular Web server according to analyst surveys. Apache has attracted so much interest because it is full-featured, reliable, and free. Originally developed for UNIX™ operating systems, Apache has been updated to run on Windows, OS/2, and other platforms. One aspect of Apache that some site administrators find confusing —

especially those unfamiliar with UNIX-style software — is its configuration scheme. Instead of using a point-and-click graphic user interface (GUI) or Windows Registry keys as most other

USE of XAMPP CONTROL PANEL

XAMPP Control Panel is a management tool that offers to supervise the actions of individual components of XAMPP. It controls each component of the text server. The user can initiate or halt discrete modules by operating upon the buttons below the "Actions" column. Control panels efficiently manage all the components of the XAMPP package.

One can use the Control Panel to determine whether Apache, MySQL, Mercury, etc. are currently in function or not. The development environment can only be used when Apache and MySQL are in running state. The XAMPP Control Panel icon exists in the system tray. It is an orange-colored icon that is visible when Panel is in running state

Use of Razorpay Payment Gateway

Razorpay is the in-between mode of payment which transacts the payments to the other banks which are connected and available in all kinds of banks, credit, and debit, wallets (Netflix, Airtel, Swiggy, and others).

Razorpay subscription also brings with it the useful feature of UPI autopsy, nowadays transactions via cards are decreasing day by day due to digital payments. It helps in registered business also where payments get easier for others from different apps. After the pandemic and big break from the direct interaction, people have started to get more comfortable in digital payments where all the business has got a lot of upstream.

This platform of digital payment makes a link between many other apps in which one of the levels is crossed by Razorpay. Apart from the payment gateway, it provides more other benefits to the customers like Razorpay provides where it provides the merchant to automate bank transfer, invoices, and the account for the payroll.

Razorpay capital provides a loan for the business to avoid your cash flow. It benefits all the small business and cashier flow for the people. It helps businesses to make their market place and make available working capital rolls. Now if we come how does it work?

How does Razorpay works?

Razorpay makes payment convenient for others through different transaction mode if we discuss in normal terms as the Razorpay app first transact the money from the authorised bank with all details after that it provides that amount to the [digital marketing](#) app so when the user starts online payment the marketing app get the money from the Razorpay app this how digitally it makes flow. Now Razorpay provides service of loans also for small businesses to grow and lend money to avoid the cashier flow, they help in small business-like freelancers, entrepreneurs, enterprises and other businesses.

Mostly this Razorpay is freely used in India and companies like India Mart intermesh limited, Ample technologies, Brio technologies private limited, Savari car rentals Private limited. While using a Razorpay account a person can receive transactions from the customers online to activate your Razorpay account. Following are the processes that have to be followed to activate your account in Razorpay. It just takes a few minutes from your clock to enjoy your Hassle free transaction.

2.12 DFD





Introduction to DFD

A Data Flow Diagram (DFD) is a traditional visual representation of the information flows within a system. A neat and clear DFD can depict the right amount of the system requirement graphically. It can be manual, automated, or a combination of both. It shows how data enters and leaves the system, what changes the information, and where data is stored. The objective of a DFD is to show the scope and boundaries of a system as a whole. It may be used as a communication tool between a system analyst and any person who plays a part in the order that acts as a starting point for redesigning a system. The DFD is also called as a data flow graph or bubble chart.

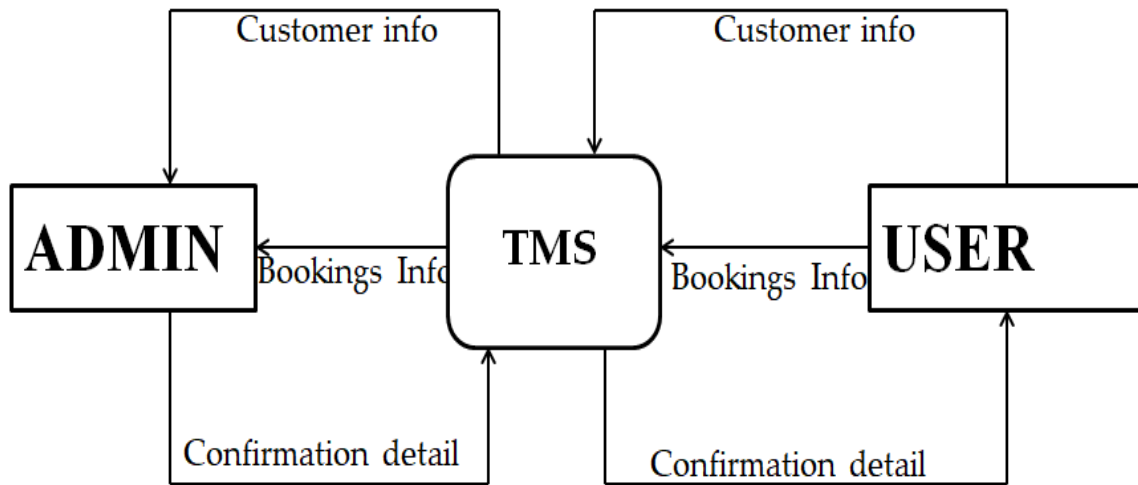
Levels in Data Flow Diagrams (DFD)

The DFD may be used to perform a system or software at any level of abstraction. In fact, DFDs may be partitioned into levels that represent increasing information flow and functional detail. Levels in DFD are numbered 0, 1, 2 or beyond. Here, we will see primarily three levels in the data flow diagram, which are: 0-level DFD, 1-level DFD, and 2-level DFD.

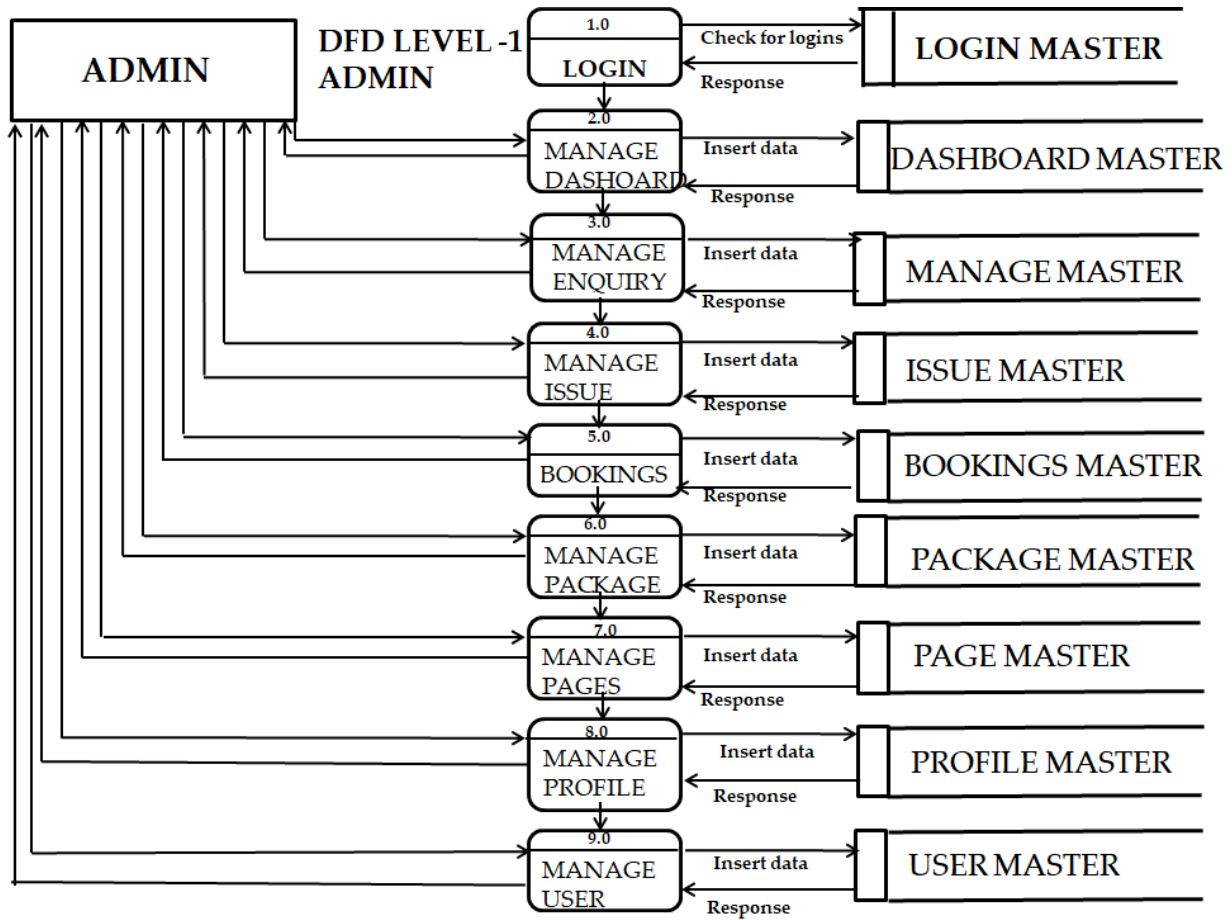
SYMBOLS

	PROCESS	Used to connect process to each other to source or sinks, the arrow indicates direction of data flow.
	DATA FLOW	Performs some transformation of input data to yield output data.
	ENTITY	A source of system inputs or sinks of system outputs.
	DATABASE	A reposition of data which stores database.

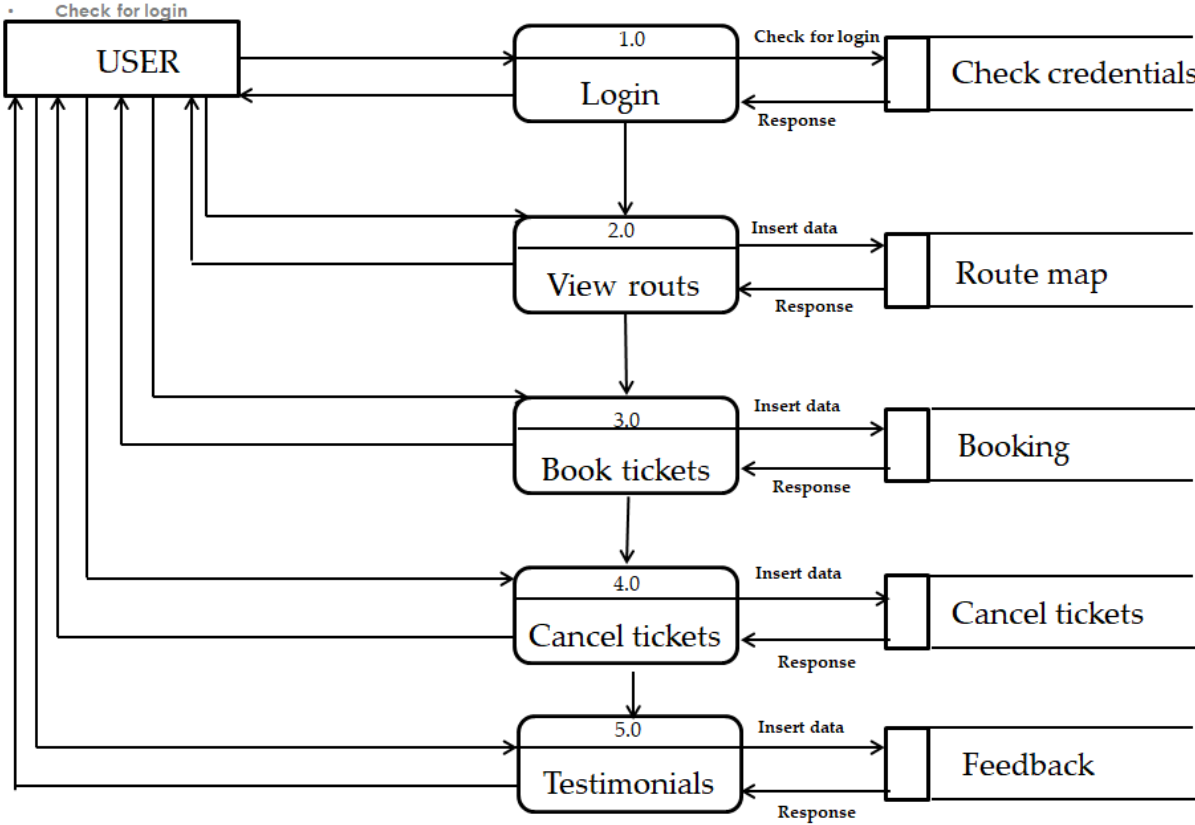
DFD LEVEL- 0



DFD LEVEL - 1

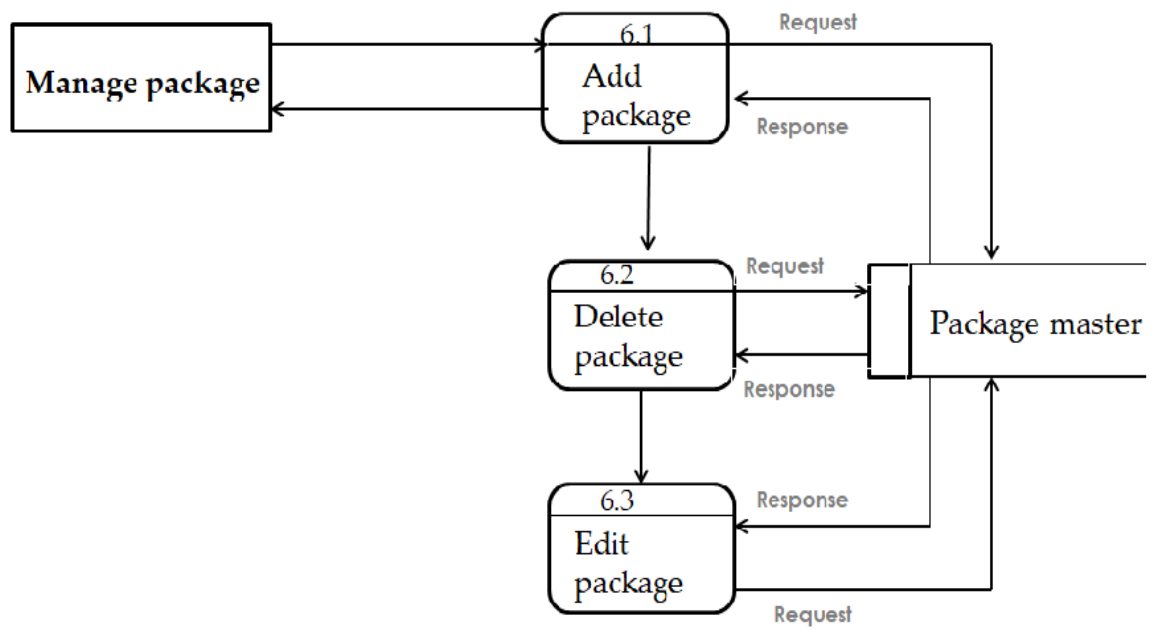


DFD LEVEL-1 USER

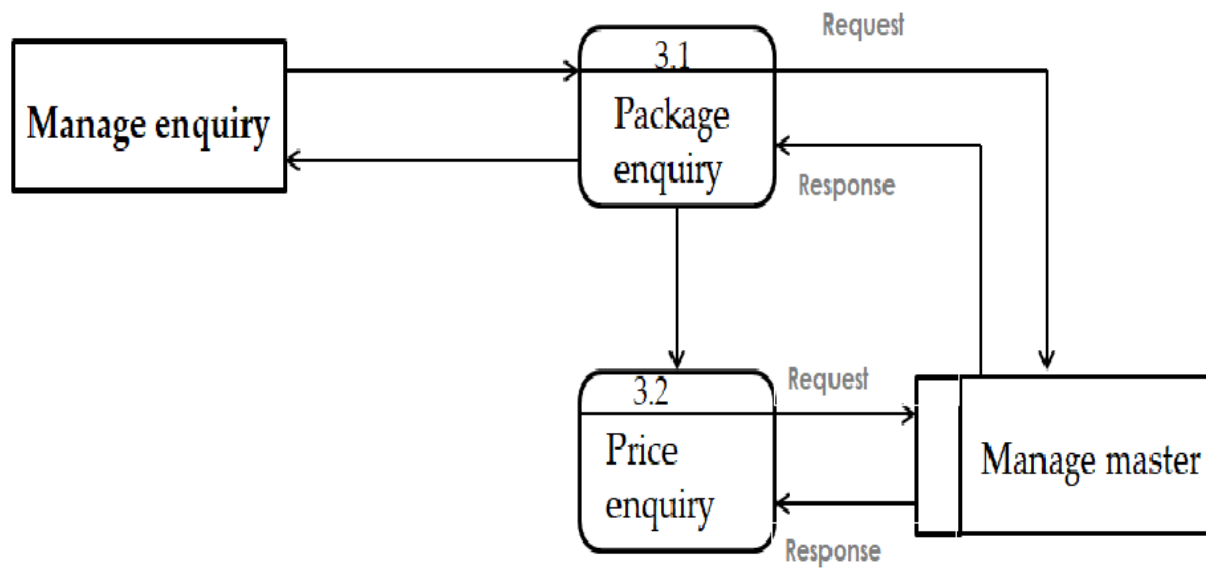


DFD LEVEL-2

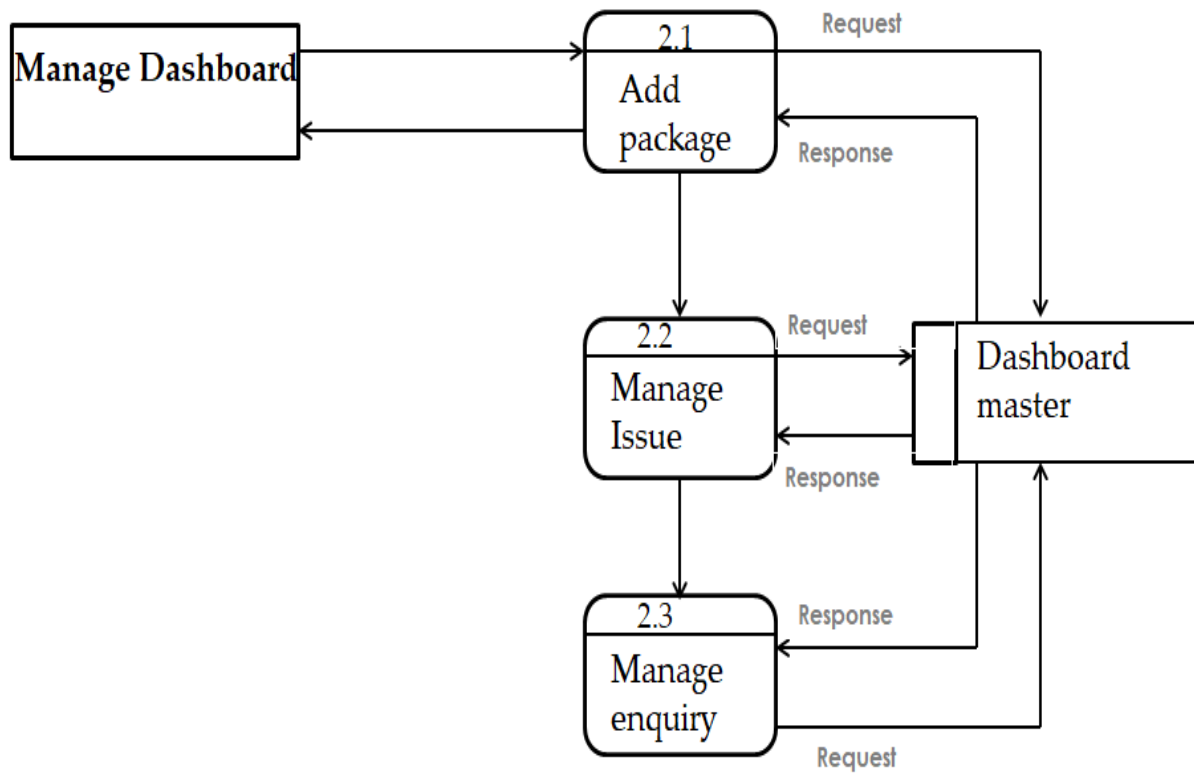
DFD Level 2 Manage Package(6.0) Admin



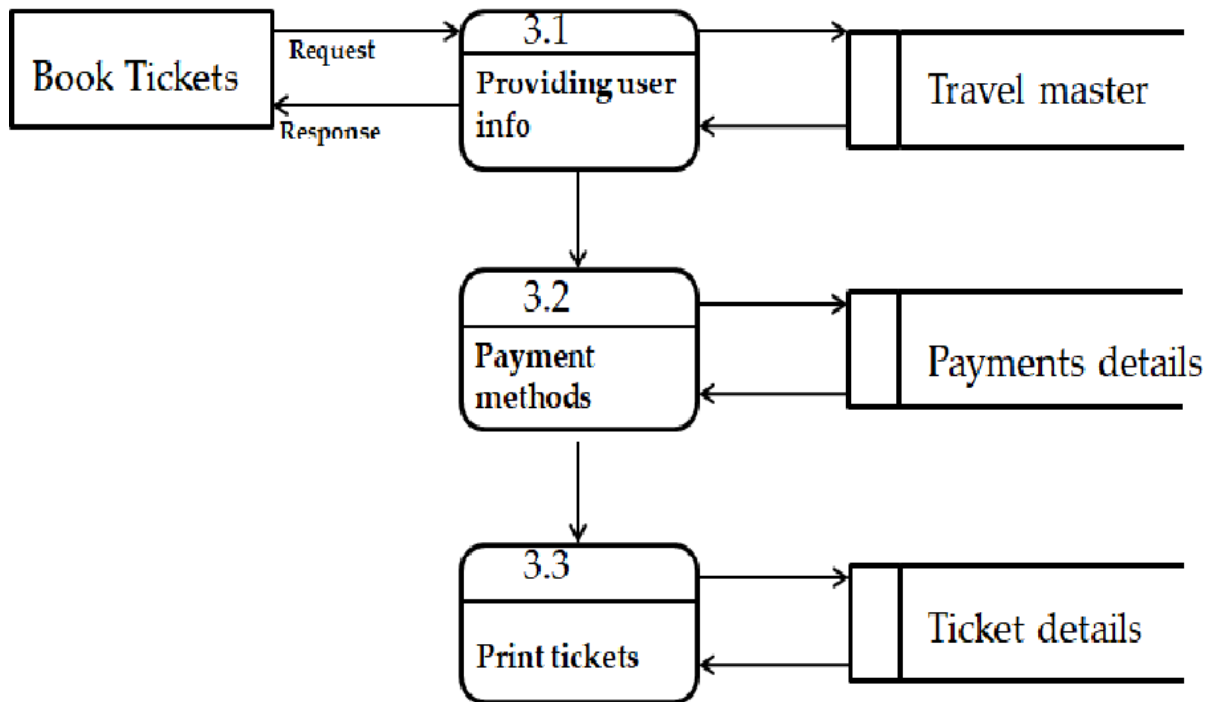
DFD Level 2 Manage Enquiry(3.0) Admin



DFD Level 2 Manage Dashboard(2.0) Admin

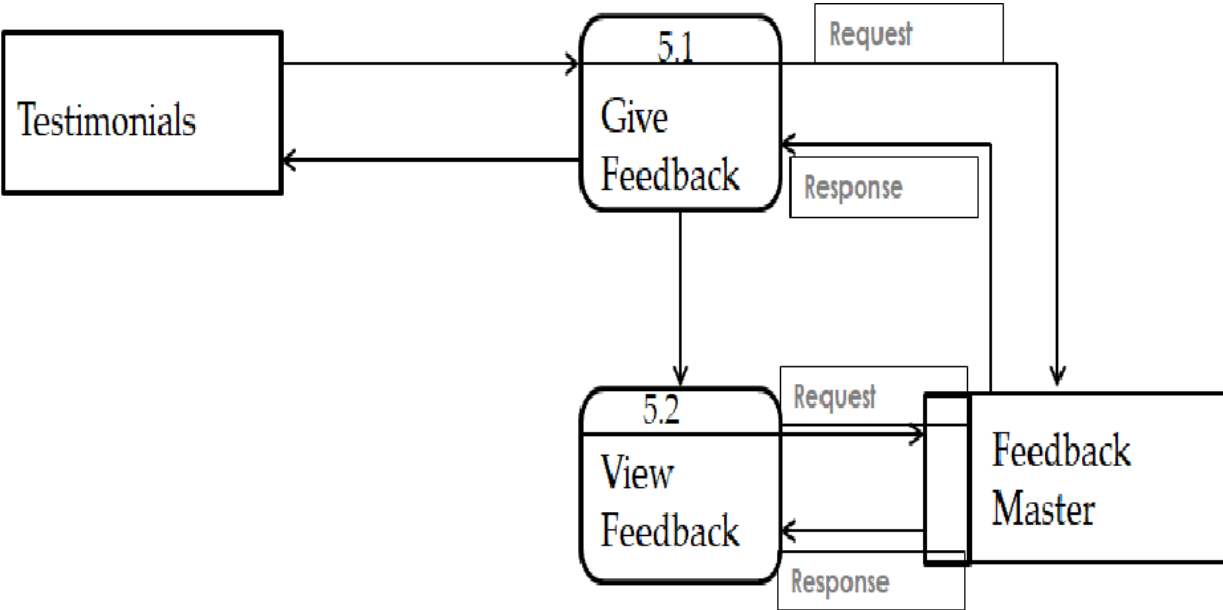


DFD LEVEL – 2 BOOK Ticket (3.0)
User



DFD Level 2 Testimonials (5.0)

User



CHAPTER 3

DESIGN

Software design is a mechanism to transform user requirements into some suitable form, which helps the programmer in software coding and implementation. It deals with representing the client's requirement, as described in SRS (Software Requirement Specification) document, into a form, i.e., easily implementable using programming language.

The software design phase is the first step in **SDLC (Software Design Life Cycle)**, which moves the concentration from the problem domain to the solution domain. In software design, we consider the system to be a set of components or modules with clearly defined behaviors & boundaries.

Objectives of Software Design:

1. **Correctness:** Software design should be correct as per requirement.
2. **Completeness:** The design should have all components like data structures, modules, and external interfaces, etc.
3. **Efficiency:** Resources should be used efficiently by the program.
4. **Flexibility:** Able to modify on changing needs.
5. **Consistency:** There should not be any inconsistency in the design.
6. **Maintainability:** The design should be so simple so that it can be easily maintainable by other designers.

3.1 An Introduction to the methods and techniques adopted Within the design

SDLC Methodology:

This document play a vital role in the development of life cycle (SDLC) as it describes the complete requirement of the system. It means for use by developers and will be the basic during

testing phase. Any changes made to the requirements in the future will have to go through formal change approval process.

SPIRAL MODEL was defined by Barry Boehm in his 1988 article, "A spiral Model of Software Development and Enhancement. This model was not the first model to discuss iterative development, but it was the first model to explain why the iteration models.

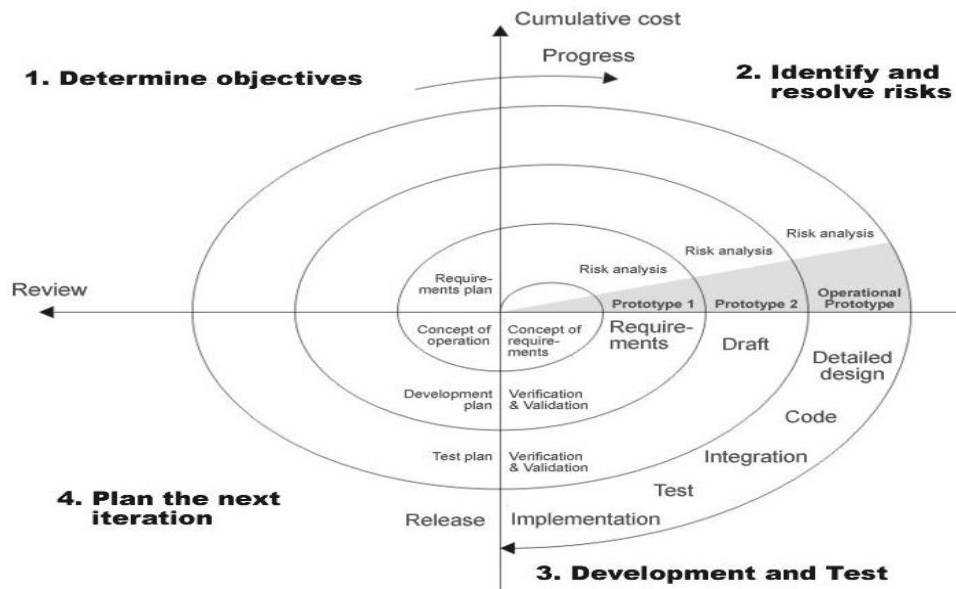
As originally envisioned, the iterations were typically 6 months to 2 years long. Each phase starts with a design goal and ends with a client reviewing the progress thus far. Analysis and engineering efforts are applied at each phase of the project, with an eye toward the end goal of the project.

The steps for Spiral Model can be generalized as follows:

- The new system requirements are defined in as much details as possible. This usually involves interviewing a number of users representing all the external or internal users and other aspects of the existing system.
- A preliminary design is created for the new system.
- A first prototype of the new system is constructed from the preliminary design. This is usually a scaled-down system, and represents an approximation of the characteristics of the final product.
- A second prototype is evolved by a fourfold procedure:
 1. Evaluating the first prototype in terms of its strengths, weakness, and risks.
 2. Defining the requirements of the second prototype.
 3. Planning and designing the second prototype.
 4. Constructing and testing the second prototype.
- At the customer option, the entire project can be aborted if the risk is deemed too great. Risk factors might involve development cost overruns, operating-cost miscalculation, or any other factor that could, in the customer's judgment, result in a less-than-satisfactory final product.

- The existing prototype is evaluated in the same manner as was the previous prototype, and if necessary, another prototype is developed from it according to the fourfold procedure outlined above.
- The preceding steps are iterated until the customer is satisfied that the refined prototype represents the final product desired.
- The final system is constructed, based on the refined prototype.
- The final system is thoroughly evaluated and tested. Routine maintenance is carried on a continuing basis to prevent large scale failures and to minimize down time.

The following diagram shows how a spiral model acts like:



3.2 Advantages:

- Estimates(i.e. budget, schedule etc .) become more realistic as work progresses, because important issues discovered earlier.
- It is more able to cope with the changes that are software development generally entails.

Software engineers can get their hands in and start working on the core of a project earlier

3.3 Performance Requirements:

Performance is measured in terms of the output provided by the application. Requirement specification plays an important part in the analysis of a system. Only when the requirement specifications are properly given, it is possible to design a system, which will fit into required environment. It rests largely with the users of the existing system to give the requirement specifications because they are the people who finally use the system. This is because the requirements have to be known during the initial stages so that the system can be designed according to those requirements. It is very difficult to change the system once it has been designed and on the other hand designing a system, which does not cater to the requirements of the user, is of no use.

The requirement specification for any system can be broadly stated as given below:

- The system should be able to interface with the existing system
- The system should be accurate
- The system should be better than the existing system

The existing system is completely dependent on the user to perform all the duties.

3.4 IMPLEMENTATION

Some of the difficulty we faced was in trying to make the desired functions work. At first the coding seemed a little complex, so we went back to the client for clarification and we were

able to get a more detailed description of the functions. After studying the IDE we wanted to use, the coding became less complex and we were able to figure out how to go about it.

3.5 Technical issues encountered

Some of the technical issues and questions we encountered were with the following:

- How the program saves data
- How errors are detected and the error messages that should appear
- What happens when we try overwriting data that already exists on the list
- Is the software user friendly?
- Is the Graphic User Interface elegant?
- The platform the software should run on

We were able to answer and resolve these issues after meetings and discussions with the entire group.

3.6 Software development practices adopted

- We used Extreme Programming to build the software.
- We adopted the **whole team approach** in which the client was involved throughout the software development.
- We used **simple designs** which were as simple as the current functionality allowed by the system. We first began with very simple design which is incrementally improved.
- **Continuous integration** was also used where each code was compiled run and tested before adding to the system after which the system must meet all the criteria
- The most important practice adopted was **pair programming**. We paired up with members of the team and each team met at various times to code. After each pair coded, they made sure they tested and compiled it, then added it to the main system which they sent to the other group members.

3.8 Design Introduction:

Design is the first step in the development phase for any techniques and principles for the purpose of defining a device, a process or system in sufficient detail to permit its physical realization.

Once the software requirements have been analyzed and specified the software design involves three technical activities - design, coding, implementation and testing that are required to build and verify the software.

The design activities are of main importance in this phase, because in this activity, decisions ultimately affecting the success of the software implementation and its ease of maintenance are made. These decisions have the final bearing upon reliability and maintainability of the system. Design is the only way to accurately translate the customer's requirements into finished software or a system.

Design is the place where quality is fostered in development. Software design is a process through which requirements are translated into a representation of software. Software design is conducted in two steps. Preliminary design is concerned with the transformation of requirements into data. A coherent set of roles that users of use cases play when interacting with the use `cases'. Use case: A description of sequence of actions, including variants, that a system performs that yields an observable result of value of an actor.

3.9 UML Diagram:

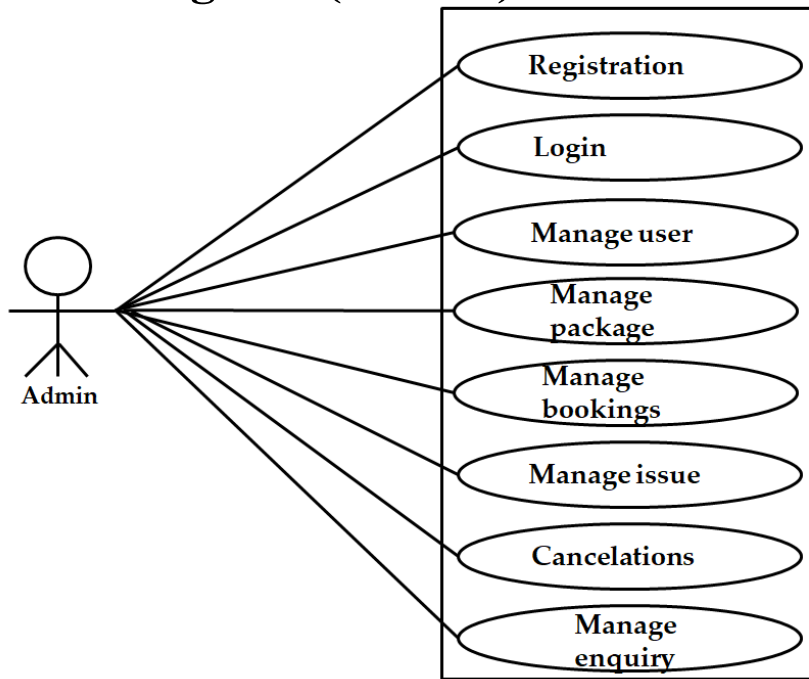
UML stands for Unified Modeling Language. UML is a language for specifying, visualizing and documenting the system. This is the step while developing any product after analysis. The goal from this is to produce a model of the entities involved in the project which later need to be built. The representation of the entities that are to be used in the product being developed need to be designed.

USECASE DIAGRAMS:

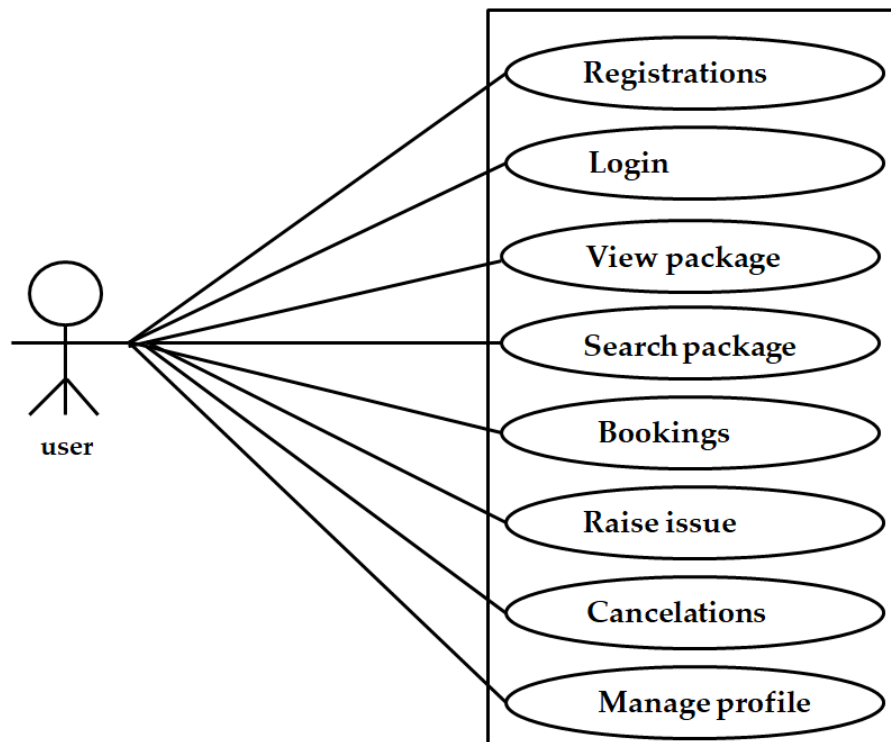
Use case diagrams model behavior within a system and helps the developers understand of what the user require. The stick man represents what's called an actor.

Use case diagram can be useful for getting an overall view of the system and clarifying that can do and more importantly what they can't do.

UML Diagram (Admin)



UML Diagram (User)



3.10 ER Diagram:

The Entity-Relationship (ER) model was originally proposed by Peter in 1976 [Chen76] as a way to unify the network and relational database views. Simply stated the ER model is a conceptual data model that views the real world as entities and relationships. A basic component of the model is the Entity- Relationship diagram which is used to visually represent data objects. Since Chen wrote his paper the model has been extended and today it is commonly used for database design for the database designer, the utility of the ER model is:

- It maps well to the relational model. The constructs used in the ER model can easily be transformed into relational tables.
- It is simple and easy to understand with a minimum of training. Therefore, the model can be used by the database designer to communicate the design to the end user.
- In addition, the model can be used as a design plan by the database developer to implement a data model in specific database management software.

ER Notation

There is no standard for representing data objects in ER diagrams. Each modeling methodology uses its own notation. The original notation used by Chen is widely used in academics texts and journals but rarely seen in either CASE tools or publications by non-academics. Today, there are a number of notations used; among the more common are Bachman, crow's foot, and IDEFIX.

All notational styles represent entities as rectangular boxes and relationships as lines connecting boxes. Each style uses a special set of symbols to represent the cardinality of a connection. The notation used in this document is from Martin. The symbols used for the basic ER constructs are:





- **Entities** are represented by labeled rectangles. The label is the name of the entity.

Entity names should be singular nouns.

- **Relationships** are represented by a solid line connecting two entities. The name of the relationship is written above the line. Relationship names should be verbs
- **Attributes**, when included, are listed inside the entity rectangle. Attributes which are identifiers are underlined. Attribute names should be singular nouns.
- **Cardinality** of many is represented by a line ending in a crow's foot. If the crow's foot is omitted, the cardinality is one.
- **Existence** is represented by placing a circle or a perpendicular bar on the line. Mandatory existence Shown by the bar (looks like a 1) next to the entity for an instance is required. Optional existence is shown by placing circle next to the entity that is optional.

Shown by the bar (looks like a 1) next to the entity for an instance is required. Optional existence is shown by placing a circle next to the entity that is optional.

ER-Notations:

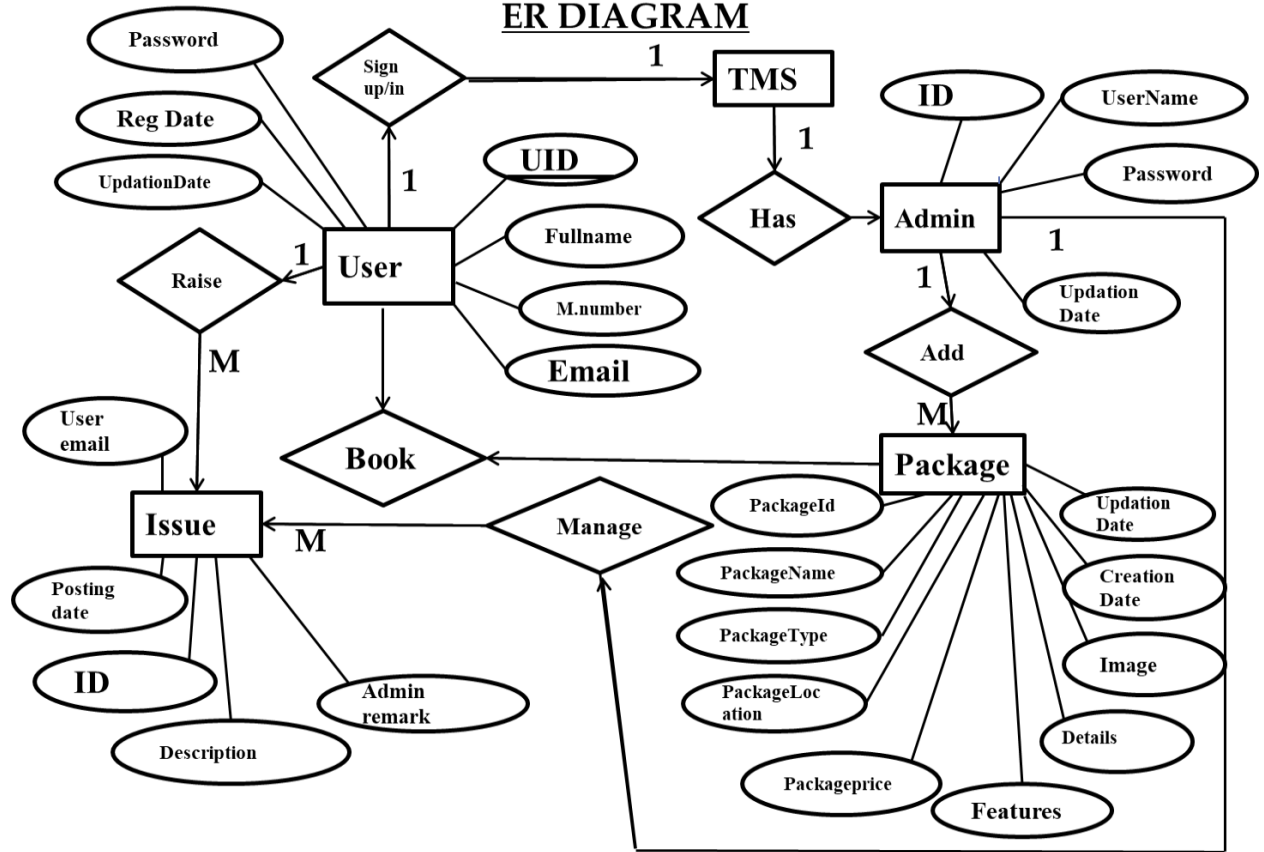
Symbols	Purpose
	Represents Entity sets.
	Represent attributes.
	Represent Relationship Sets.
	Line represents flow

Structured analysis is a set of tools and techniques that the analyst.

To develop a new kind of a system:

The traditional approach focuses on the cost benefit and feasibility analysis, Project management, and hardware and software selection a personal considerations.

ER DIAGRAM




3.11 DATABASE DESIGN

The data in the system has to be stored and retrieved from database. Designing the database is part of system design. Data elements and data structures to be stored have been identified at analysis stage. They are structured and put together to design the data storage and retrieval system.



A database is a collection of interrelated data stored with minimum redundancy to serve many users quickly and efficiently. The general objective is to make database access easy, quick, inexpensive and flexible for the user. Relationships are established between the data items and unnecessary data items are removed. Normalization is done to get an internal consistency of data and to have minimum redundancy and maximum stability. This ensures minimizing data storage required, minimizing chances of data inconsistencies and optimizing for updates. The MySQL database has been chosen for developing the relevant databases.

Database tables and Structure


Admin Table: This table stores the admin login details.

#	Name	Type	Collation	Attributes	Null	Default	Comments	Extra
1	id 	int(11)			No	None		AUTO_INCREMENT
2	UserName	varchar(100)	latin1_swedish_ci		Yes	NULL		
3	Password	varchar(100)	latin1_swedish_ci		Yes	NULL		
4	updatationDate	timestamp			Yes	NULL		


tbluser table: This table store the user personal and login details.

#	Name	Type	Collation	Attributes	Null	Default	Comments	Extra
1	id 	int(11)			No	None		AUTO_INCREMENT
2	FullName	varchar(100)	latin1_swedish_ci		Yes	NULL		
3	MobileNumber	char(10)	latin1_swedish_ci		Yes	NULL		
4	EmailId 	varchar(70)	latin1_swedish_ci		Yes	NULL		
5	Password	varchar(100)	latin1_swedish_ci		Yes	NULL		
6	RegDate	timestamp			Yes	current_timestamp()		
7	UpdationDate	timestamp			Yes	NULL		ON UPDATE CURRENT_TIMESTAMP()


tbltourpackages table: This table store the tour package full details.

#	Name	Type	Collation	Attributes	Null	Default	Comments	Extra
1	PackageId 	int(11)			No	None		AUTO_INCREMENT
2	PackageName	varchar(200)	latin1_swedish_ci		Yes	NULL		
3	PackageType	varchar(150)	latin1_swedish_ci		Yes	NULL		
4	PackageLocation	varchar(100)	latin1_swedish_ci		Yes	NULL		
5	PackagePrice	int(11)			Yes	NULL		
6	PackageFetures	varchar(255)	latin1_swedish_ci		Yes	NULL		
7	PackageDetails	mediumtext	latin1_swedish_ci		Yes	NULL		
8	PackageImage	varchar(100)	latin1_swedish_ci		Yes	NULL		
9	Creationdate	timestamp			Yes	current_timestamp()		
10	UpdationDate	timestamp			Yes	NULL		ON UPDATE CURRENT_TIMESTAMP()


tblbooking table: This table store the user booking details.

#	Name	Type	Collation	Attributes	Null	Default	Comments	Extra
1	BookingId 	int(11)			No	None		AUTO_INCREMENT
2	PackageId	int(11)			Yes	NULL		
3	UserEmail	varchar(100)	latin1_swedish_ci		Yes	NULL		
4	FromDate	varchar(100)	latin1_swedish_ci		Yes	NULL		
5	ToDate	varchar(100)	latin1_swedish_ci		Yes	NULL		
6	Comment	mediumtext	latin1_swedish_ci		Yes	NULL		
7	RegDate	timestamp			Yes	current_timestamp()		
8	status	int(11)			Yes	NULL		
9	CancelledBy	varchar(5)	latin1_swedish_ci		Yes	NULL		
10	UpdationDate	timestamp			Yes	NULL		ON UPDATE CURRENT_TIMESTAMP()

tblissues table: This table store the user issue details raised by the user.

#	Name	Type	Collation	Attributes	Null	Default	Comments	Extra
1	id 	int(11)			No	None		AUTO_INCREMENT
2	UserEmail	varchar(100)	latin1_swedish_ci		Yes	NULL		
3	Issue	varchar(100)	latin1_swedish_ci		Yes	NULL		
4	Description	mediumtext	latin1_swedish_ci		Yes	NULL		
5	PostingDate	timestamp			Yes	current_timestamp()		
6	AdminRemark	mediumtext	latin1_swedish_ci		Yes	NULL		
7	AdminremarkDate	timestamp			Yes	NULL		ON UPDATE CURRENT_TIMESTAMP()

tblenquiry table: This table store the user enquiry details.

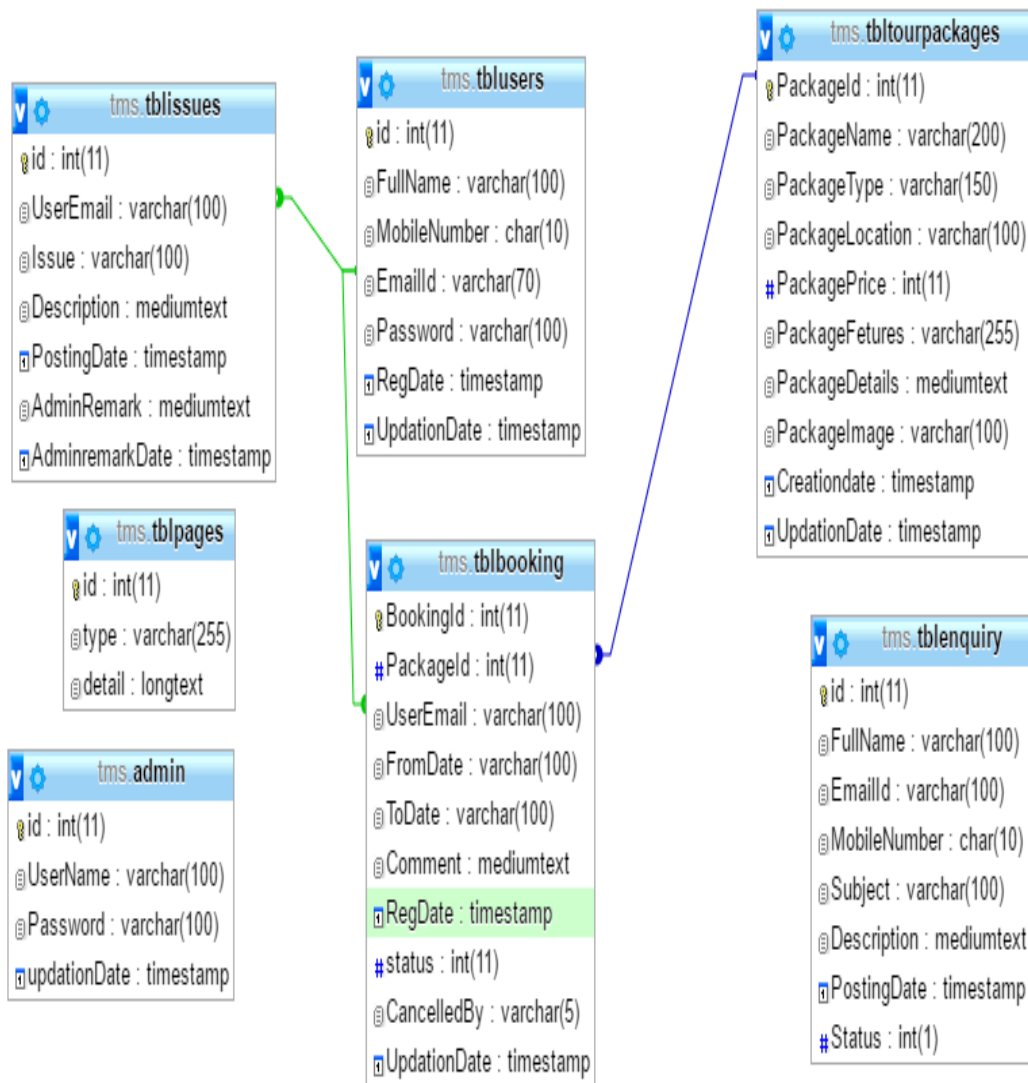
#	Name	Type	Collation	Attributes	Null	Default	Comments	Extra
1	id 	int(11)			No	None		AUTO_INCREMENT
2	FullName	varchar(100)	latin1_swedish_ci		Yes	NULL		
3	EmailId	varchar(100)	latin1_swedish_ci		Yes	NULL		
4	MobileNumber	char(10)	latin1_swedish_ci		Yes	NULL		
5	Subject	varchar(100)	latin1_swedish_ci		Yes	NULL		
6	Description	mediumtext	latin1_swedish_ci		Yes	NULL		
7	PostingDate	timestamp			Yes	current_timestamp()		
8	Status	int(1)			Yes	NULL		

tblpages table: This table store the website pages details.

#	Name	Type	Collation	Attributes	Null	Default	Comments	Extra
1	id	int(11)			No	None		AUTO_INCREMENT
2	type	varchar(255)	latin1_swedish_ci		Yes			
3	detail	longtext	latin1_swedish_ci		Yes	NULL		

Class Diagram

The class diagram shows a set of classes, interfaces, collaborations and their relationships.



Architecture flow :(N-Tier)

N-Tier Applications can easily implement the concepts of Distributed Application Design and Architecture. The N-Tier Applications provide strategic benefits to Enterprise Solutions. While 2-tier, client-server can help us create quick and easy solutions and may be used for Rapid Prototyping, they can easily become maintenance and security night mare The N-tier Applications provide specific advantages that are vital to the business continuity of the enterprise. Typical features of a real life n-tier may include the following:

- Security
- Availability and Scalability
- Manageability
- Easy Maintenance
- Data Abstraction

The above mentioned points are some of the key design goals of a successful n-tier application that intends to provide a good Business Solution.

Definition:

Simply stated, an n-tier application helps us distribute the overall functionality into various tiers or layers:

- Presentation Layer
- Business Logic layer
- Data Link Layer
- Database/Data Store

Each layer can be developed independently of the other provided that it adheres to the standards and communicates with the other layers as per the specifications. This is the one of the biggest advantages of the n-tier application. Each layer can potentially treat the other layer as a 'Block-

Box'. In other words, each layer does not care how other layer processes the data as long as it sends the right data in a correct format.

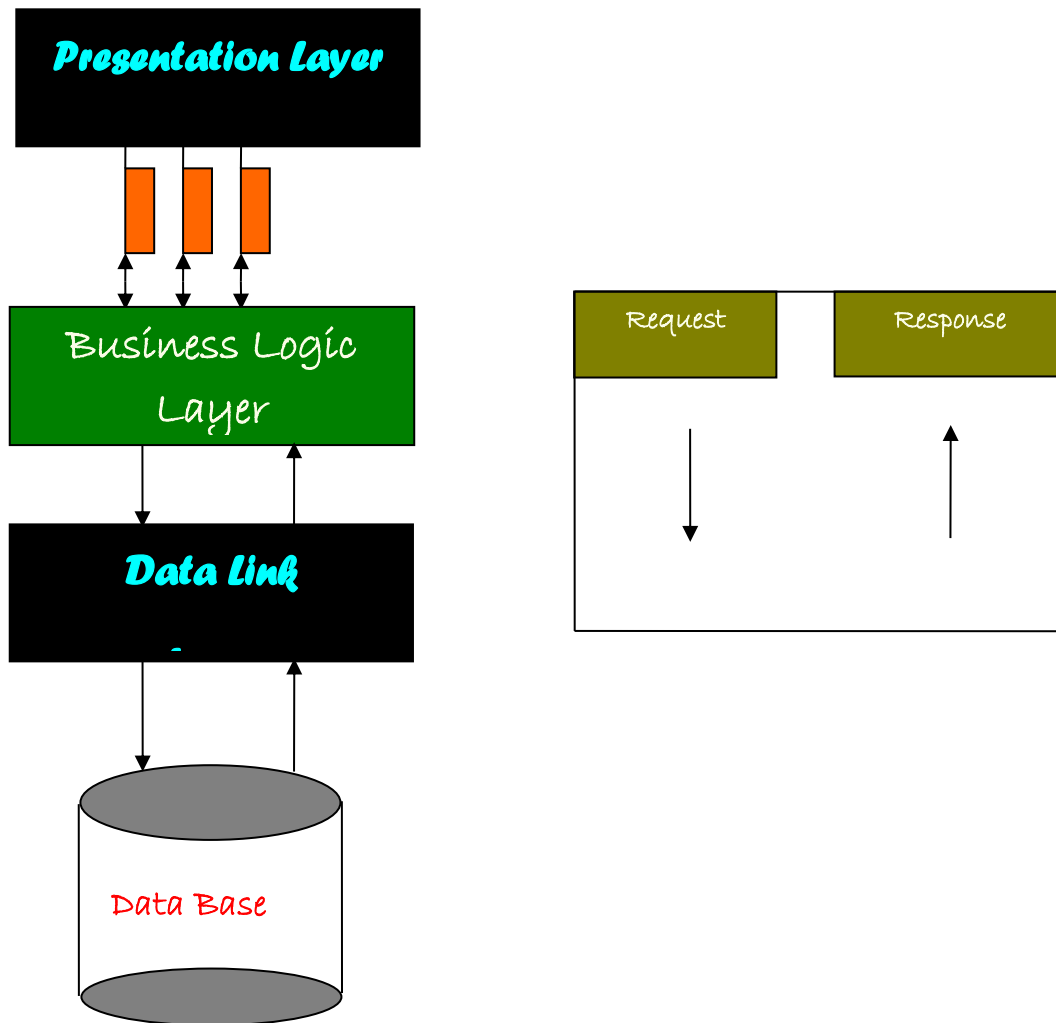


Fig: N-Tier Architecture

1. Presentation Layer:

Also called as client layer, comprises of components that are dedicated to presenting the data to the user. For example: Windows/Web Forms and buttons, edit boxes, Text boxes, labels, grids, etc.

2. Business Logic Layer:

This layer encapsulates the Business rules or the business logic of the encapsulations. To have a separate layer for business logic is of a great advantage. This is because any changes in Business Rules can be easily handled in this layer. As long as the interface between the layers remains the same, any changes to the functionality/processing logic in this layer can be made without impacting the others. A lot of client-server apps failed to implement successfully as changing the business logic was a painful process.

3. Data Link Layer:

This layer comprises of components that help in accessing the Database. If used in the right way, this layer provides a level of abstraction for the database structures. Simply put changes made to the database, tables, etc. do not affect the rest of the application because of the Data Access layer. The different application layers send the data requests to this layer and receive the response from this layer.

4. Database Layer:

This layer comprises of the Database Components such as DB Files, Tables, Views, etc. The Actual database could be created using SQL Server, Oracle, Flat files, etc. In an n-tier application, the entire application can be implemented in such a way that it is independent of the actual Database. For instance, you could change the Database Location with minimal changes to Data Access Layer. The rest of the Application should remain unaffected.

CHAPTER 4

CODING

The coding is the process of transforming the design of a system into a computer language format. This coding phase of software development is concerned with software translating design specification into the source code. It is necessary to write source code & internal documentation so that conformance of the code to its specification can be easily verified.

Coding is done by the coder or programmers who are independent people than the designer. The goal is not to reduce the effort and cost of the coding phase, but to cut to the cost of a later stage. The cost of testing and maintenance can be significantly reduced with efficient coding.

4.1 Admin side

1. Index.php

```
<?php
session_start();
include('includes/config.php');
if(isset($_POST['login']))
{
$username=$_POST['username'];
$password=md5($_POST['password']);
```

```

$sql = "SELECT UserName,Password FROM admin WHERE UserName=:uname and
Password=:password";

$query= $dbh -> prepare($sql);

$query-> bindParam(':uname', $uname, PDO::PARAM_STR);

$query-> bindParam(':password', $password, PDO::PARAM_STR);

$query-> execute();

$results=$query->fetchAll(PDO::FETCH_OBJ);

if($query->rowCount() > 0)
{
$_SESSION['alogin']=$_POST['username'];

echo "<script type='text/javascript'> document.location = 'dashboard.php'; </script>";

} else{

echo "<script>alert('Invalid Details');</script>";

}}?>

<!DOCTYPE HTML>

<html>

<head>

<title>TMS | Admin Sign in</title>

<meta name="viewport" content="width=device-width, initial-scale=1">

<meta http-equiv="Content-Type" content="text/html; charset=utf-8" />

<script type="application/x-javascript"> addEventListener("load", function() {
setTimeout(hideURLbar, 0); }, false); function hideURLbar(){ window.scrollTo(0,1); }
</script>

<!-- Bootstrap Core CSS -->

<link href="css/bootstrap.min.css" rel='stylesheet' type='text/css' />

<!-- Custom CSS -->

```

```
<link href="css/style.css" rel='stylesheet' type='text/css' />
<link rel="stylesheet" href="css/morris.css" type="text/css"/>
<!-- Graph CSS -->
<link href="css/font-awesome.css" rel="stylesheet">
<link rel="stylesheet" href="css/jquery-ui.css">
<!-- jQuery -->
<script src="js/jquery-2.1.4.min.js"></script>
<!-- //jQuery -->
<link href="//fonts.googleapis.com/css?family=Roboto:700,500,300,100italic,100,400'
rel='stylesheet' type='text/css'/>
<link href="//fonts.googleapis.com/css?family=Montserrat:400,700' rel='stylesheet'
type='text/css'>
<!-- lined-icons -->
<link rel="stylesheet" href="css/icon-font.min.css" type='text/css' />
<!-- //lined-icons -->
</head>
<body>
<div class="main-wthree">
<div class="container">
<div class="sin-w3-agile">
<h2>Sign In</h2>
<form method="post">
<div class="username">
<span class="username">Username:</span>
<input type="text" name="username" class="name" placeholder="" required=""><div
class="clearfix"></div>
```

```
</div>
<div class="password-agileits">
<span class="username">Password:</span>
<input type="password" name="password" class="password" placeholder="" required="">
<div class="clearfix"></div>
</div>
<div class="login-w3">
<input type="submit" class="login" name="login" value="Sign In">
</div>
<div class="clearfix"></div></form>
<div class="back">
<a href="./index.php">Back to home</a>
</div>
</div>
</div>
</div>
</div>
</body>
</html>
```

2. Dashboard.php

```
<?php
session_start();
include('includes/config.php');
if(strlen($_SESSION['alogin'])==0)
```

```
{
header('location:index.php');
}
else{
?>
<!DOCTYPE HTML>
<html>
<head>
<title>TMS | Admin Dashboard</title>
<meta name="viewport" content="width=device-width, initial-scale=1">
<meta http-equiv="Content-Type" content="text/html; charset=utf-8" />
<script type="application/x-javascript"> addEventListener("load", function() {
setTimeout(hideURLbar, 0); }, false); function hideURLbar(){ window.scrollTo(0,1); }
</script>
<!-- Bootstrap Core CSS -->
<link href="css/bootstrap.min.css" rel='stylesheet' type='text/css' />
<!-- Custom CSS -->
<link href="css/style.css" rel='stylesheet' type='text/css' />
<link rel="stylesheet" href="css/morris.css" type="text/css"/>
<!-- Graph CSS -->
<link href="css/font-awesome.css" rel="stylesheet">
<!-- jQuery -->
<script src="js/jquery-2.1.4.min.js"></script>
<!-- //jQuery -->
<link href="//fonts.googleapis.com/css?family=Roboto:700,500,300,100italic,100,400'
rel='stylesheet' type='text/css'/>
```

```
<link href="//fonts.googleapis.com/css?family=Montserrat:400,700" rel='stylesheet'
type='text/css'>

<!-- lined-icons -->

<link rel="stylesheet" href="css/icon-font.min.css" type='text/css' />

<!-- //lined-icons -->

</head>

<body>

  <div class="page-container">

    <!--/content-inner-->

    <div class="left-content">

      <div class="mother-grid-inner">

        <!--header start here-->

        <?php include('includes/header.php');?>

        <!--header end here-->

        <ol class="breadcrumb">

          <li class="breadcrumb-item"><a href="index.html">Home</a> <i class="fa fa-angle-
right"></i></li>

          </ol>

        <!--four-grids here-->

        <div class="four-grids">

          <div class="col-md-3 four-grid">

            <div class="four-agileits">

              <div class="icon"><i class="glyphicon glyphicon-user" aria-hidden="true"></i>

            </div>

            <div class="four-text">

              <h3>User</h3>
```

```

<?php $sql = "SELECT id from tblusers";
$query = $dbh -> prepare($sql);
$query->execute();
$results=$query->fetchAll(PDO::FETCH_OBJ);
$cnt=$query->rowCount();?>
<h4> <?php echo htmlentities($cnt);?>
</h4>
</div>
</div>
</div>
<div class="col-md-3 four-grid">
<div class="four-agileinfo">
<div class="icon">
<i class="glyphicon glyphicon-list-alt" aria-hidden="true"></i>
</div>
<div class="four-text">
<h3>Bookings</h3>
<?php $sql1 = "SELECT BookingId from tblbooking";
$query1 = $dbh -> prepare($sql1);
$query1->execute();
$results1=$query1->fetchAll(PDO::FETCH_OBJ);
$cnt1=$query1->rowCount();
?>
<h4><?php echo htmlentities($cnt1);?></h4>
</div>

```

```

</div>
</div>
<div class="col-md-3 four-grid">
<div class="four-w3ls">
<div class="icon">
<i class="glyphicon glyphicon-folder-open" aria-hidden="true">
</i>
</div>
<div class="four-text">
<h3>Enquiries</h3>
<?php $sql2 = "SELECT id from tblequiry";
$query2= $dbh -> prepare($sql2);
$query2->execute();
$results2=$query2->fetchAll(PDO::FETCH_OBJ);
$cnt2=$query2->rowCount()?>
<h4><?php echo htmlentities($cnt2);?></h4>
</div>
</div>
</div>
<div class="col-md-3 four-grid">
<div class="four-wthree">
<div class="icon">
<i class="glyphicon glyphicon-briefcase" aria-hidden="true"></i></div>
<div class="four-text">
<h3>Toatal packages</h3>

```

```

<?php $sql3 = "SELECT PackageId from tbltourpackages";
$query3= $dbh -> prepare($sql3);
$query3->execute();
$results3=$query3->fetchAll(PDO::FETCH_OBJ);
$cnt3=$query3->rowCount();?>
<h4><?php echo htmlentities($cnt3);?></h4>
</div>
</div>
</div>
<div class="clearfix"></div>
</div>
<div class="four-grids">
<div class="col-md-3 four-grid"><div class="four-w3ls">
<div class="icon"><i class="glyphicon glyphicon-folder-open" aria-hidden="true"></i></div>
<div class="four-text">
<h3>Issues Riaised</h3>
<?php $sql5 = "SELECT id from tblissues";
$query5= $dbh -> prepare($sql5);
$query5->execute();
$results5=$query5->fetchAll(PDO::FETCH_OBJ);
$cnt5=$query5->rowCount();?>
<h4><?php echo htmlentities($cnt5);?></h4>
</div>
</div>
</div>

```

```
<div class="clearfix"></div>

</div>

<!--//four-grids here-->

<div class="inner-block">

</div>

<!--inner block end here-->

<!--copy rights start here-->

<?php include('includes/footer.php');?>

</div>

</div>

<!--/sidebar-menu-->

<?php include('includes/sidebarmenu.php');?>

<div class="clearfix"></div>

</div>

<script>

var toggle = true;

$(".sidebar-icon").click(function() {

    if (toggle)

    {

        $(".page-container").addClass("sidebar-collapsed").removeClass("sidebar-collapsed-back");

        $("#menu span").css({"position":"absolute"});

    }

    else

    {

        $(".page-container").removeClass("sidebar-collapsed").addClass("sidebar-collapsed-back");

    }

    setTimeout(function() {
```

```

$("#menu span").css({"position":"relative"});
}, 400);
}
toggle = !toggle
});
</script>
<!--js -->
<script src="js/jquery.nicescroll.js"></script>
<script src="js/scripts.js"></script>
<!-- Bootstrap Core JavaScript -->
<script src="js/bootstrap.min.js"></script>
<!-- /Bootstrap Core JavaScript -->
<!-- morris JavaScript -->
<script src="js/raphael-min.js"></script>
<script src="js/morris.js"></script>
<script>
$(document).ready(function() {
//BOX BUTTON SHOW AND CLOSE
jQuery('.small-graph-box').hover(function() {
jQuery(this).find('.box-button').fadeIn('fast');
}, function() {
jQuery(this).find('.box-button').fadeOut('fast');
});
jQuery('.small-graph-box .box-close').click(function() {
jQuery(this).closest('.small-graph-box').fadeOut(200);

```

```
return false;

});

//CHARTS

function gd(year, day, month) {
return new Date(year, month - 1, day).getTime();
}

graphArea2 = Morris.Area({
element: 'hero-area',
padding: 10,

  behaveLikeLine: true,
  gridEnabled: false,
  gridLineColor: '#dddddd',
  axes: true,
  resize: true,
  smooth:true,
  pointSize: 0,
  lineWidth: 0,
  fillOpacity:0.85,
data: [
{period: '2014 Q1', iphone: 2668, ipad: null, itouch: 2649},
{period: '2014 Q2', iphone: 15780, ipad: 13799, itouch: 12051},
{period: '2014 Q3', iphone: 12920, ipad: 10975, itouch: 9910},
{period: '2014 Q4', iphone: 8770, ipad: 6600, itouch: 6695},
{period: '2015 Q1', iphone: 10820, ipad: 10924, itouch: 12300},
{period: '2015 Q2', iphone: 9680, ipad: 9010, itouch: 7891},
```

```
{period: '2015 Q3', iphone: 4830, ipad: 3805, itouch: 1598},
{period: '2015 Q4', iphone: 15083, ipad: 8977, itouch: 5185},
{period: '2016 Q1', iphone: 10697, ipad: 4470, itouch: 2038},
{period: '2016 Q2', iphone: 8442, ipad: 5723, itouch: 1801}
],
lineColors:['#ff4a43','#a2d200','#22beef'],
xkey: 'period',
redraw: true,
ykeys: ['iphone', 'ipad', 'itouch'],
labels: ['All Visitors', 'Returning Visitors', 'Unique Visitors'],
pointSize: 2,
hideHover: 'auto',
resize: true
});
</script>
</body>
</html>
<?php } ?>
```

3. Create Package.php

```
<?php
session_start();
error_reporting(0);
include('includes/config.php');
```

```

if(strlen($_SESSION['alogin'])==0)
{
header('location:index.php');
}
else{
if(isset($_POST['submit']))
{
$name=$_POST['packagename'];
$type=$_POST['packagetype'];
$location=$_POST['packagelocation'];
$price=$_POST['packageprice'];
$features=$_POST['packagefeatures'];
$details=$_POST['packagedetails'];
$image=$_FILES["packageimage"]["name"];
move_uploaded_file($_FILES["packageimage"]["tmp_name"],"packageimages/".$_FILES["packageimage"]["name"]);

$sql="INSERT INTO
tbltourpackages(PackageName,PackageType,PackageLocation,PackagePrice,PackageFeatures,PackageDetails,PackageImage)
VALUES(:name,:type,:location,:price,:features,:details,:image)";

$query = $dbh->prepare($sql);
$query->bindParam(':name',$name,PDO::PARAM_STR);
$query->bindParam(':type',$type,PDO::PARAM_STR);
$query->bindParam(':location',$location,PDO::PARAM_STR);
$query->bindParam(':price',$price,PDO::PARAM_STR);
$query->bindParam(':features',$features,PDO::PARAM_STR);
$query->bindParam(':details',$details,PDO::PARAM_STR);

```

```
$query->bindParam(':pimage',$pimage,PDO::PARAM_STR);
$query->execute();
$lastInsertId = $dbh->lastInsertId();
if($lastInsertId)
{
$msg="Package Created Successfully";
}
else
{
$error="Something went wrong. Please try again";
}
}
?>

<!DOCTYPE HTML>

<html>

<head>

<title>TMS | Admin Package Creation</title>

<script type="application/x-javascript"> addEventListener("load", function() {
setTimeout(hideURLbar, 0); }, false); function hideURLbar(){ window.scrollTo(0,1); }
</script>

<link href="css/bootstrap.min.css" rel='stylesheet' type='text/css' />

<link href="css/style.css" rel='stylesheet' type='text/css' />

<link rel="stylesheet" href="css/morris.css" type="text/css"/>

<link href="css/font-awesome.css" rel="stylesheet">

<script src="js/jquery-2.1.4.min.js"></script>
```

```
<link href='//fonts.googleapis.com/css?family=Roboto:700,500,300,100italic,100,400'
rel='stylesheet' type='text/css'/>
```

```
<link href='//fonts.googleapis.com/css?family=Montserrat:400,700' rel='stylesheet'
type='text/css'/>
```

```
<link rel="stylesheet" href="css/icon-font.min.css" type='text/css' />
```

```
<style>
```

```
.errorWrap {
```

```
padding: 10px;
```

```
margin: 0 0 20px 0;
```

```
background: #fff;
```

```
border-left: 4px solid #dd3d36;
```

```
-webkit-box-shadow: 0 1px 1px 0 rgba(0,0,0,.1);
```

```
box-shadow: 0 1px 1px 0 rgba(0,0,0,.1);
```

```
}
```

```
.succWrap{
```

```
padding: 10px;
```

```
margin: 0 0 20px 0;
```

```
background: #fff;
```

```
border-left: 4px solid #5cb85c;
```

```
-webkit-box-shadow: 0 1px 1px 0 rgba(0,0,0,.1);
```

```
box-shadow: 0 1px 1px 0 rgba(0,0,0,.1);
```

```
}
```

```
</style>
```

```
</head>
```

```
<body>
```

```

<div class="page-container">
<!--/content-inner-->
<div class="left-content">
<div class="mother-grid-inner">
<!--header start here-->
<?php include('includes/header.php');?>

<div class="clearfix"> </div>
</div>
<!--heder end here-->
<ol class="breadcrumb">
<li class="breadcrumb-item"><a href="index.php">Home</a><i class="fa fa-angle-
right"></i>Create Package </li>
</ol>
<!--grid-->
<div class="grid-form">

<!------>
<div class="grid-form1">
<h3>Create Package</h3>
<?php if($error){?><div class="errorWrap"><strong>ERROR</strong>:<?php echo
htmlentities($error); ?> </div><?php }
else if($msg){?><div class="succWrap"><strong>SUCCESS</strong>:<?php echo
htmlentities($msg); ?> </div><?php }?>
<div class="tab-content">
<div class="tab-pane active" id="horizontal-form">

```

```
<form class="form-horizontal" name="package" method="post" enctype="multipart/form-data">
<div class="form-group">
<label for="focusedinput" class="col-sm-2 control-label">Package Name</label>
<div class="col-sm-8">
<input type="text" class="form-control" name="packagename" id="packagename"
placeholder="Create Package" required>
</div>
</div>
<div class="form-group">
<label for="focusedinput" class="col-sm-2 control-label">Package Type</label>
<div class="col-sm-8">
<input type="text" class="form-control" name="packagetype" id="packagetype" placeholder="
Package Type eg- Family Package / Couple Package" required>
</div>
</div>
<div class="form-group">
<label for="focusedinput" class="col-sm-2 control-label">Package Location</label>
<div class="col-sm-8">
<input type="text" class="form-control" name="packagelocation" id="packagelocation"
placeholder=" Package Location" required>
</div>
</div>
<div class="form-group">
<label for="focusedinput" class="col-sm-2 control-label">Package Price in USD</label>
<div class="col-sm-8">
```

```
<input type="text" class="form-control" name="packageprice" id="packageprice"
placeholder=" Package Price is USD" required>

</div>

</div>

<div class="form-group">

<label for="focusedinput" class="col-sm-2 control-label">Package Features</label>

<div class="col-sm-8">

<input type="text" class="form-control" name="packagefeatures" id="packagefeatures"
placeholder="Package Features Eg-free Pickup-drop facility" required>

</div></div>

<div class="form-group">

<label for="focusedinput" class="col-sm-2 control-label">Package Details</label>

<div class="col-sm-8">

<textarea class="form-control" rows="5" cols="50" name="packagedetails" id="packagedetails"
placeholder="Package Details" required></textarea>

</div>

</div>

</div>

<div class="form-group">

<label for="focusedinput" class="col-sm-2 control-label">Package Image</label>

<div class="col-sm-8">

<input type="file" name="packageimage" id="packageimage" required>

</div>

</div>

<div class="row">

<div class="col-sm-8 col-sm-offset-2">

<button type="submit" name="submit" class="btn-primary btn">Create</button>
```

```
<button type="reset" class="btn-inverse btn">Reset</button>
</div></div></div>
</form>
<div class="panel-footer">
</div>
</form>
</div></div>
<!--//grid-->
<!-- script-for sticky-nav -->
<script>
$(document).ready(function() {
var navoffset=$( ".header-main" ).offset().top;
$(window).scroll(function(){
var scrollpos=$(window).scrollTop();
if(scrollpos >=navoffset){
$( ".header-main" ).addClass("fixed");
}else{
$( ".header-main" ).removeClass("fixed");
}});
});
</script>
<!-- /script-for sticky-nav -->
<!--inner block start here-->
<div class="inner-block">
</div>
```

```
<!--inner block end here-->
<!--copy rights start here-->
<?php include('includes/footer.php');?>
<!--COPY rights end here-->
</div>
</div>
<!--//content-inner-->
<!--//sidebar-menu-->
<?php include('includes/sidebarmenu.php');?>
<div class="clearfix"></div>
</div>
<script>
var toggle = true;
$(".sidebar-icon").click(function() {
if (toggle)
{
$(".page-container").addClass("sidebar-collapsed").removeClass("sidebar-collapsed-back");
$("#menu span").css({"position":"absolute"});
}else{
$(".page-container").removeClass("sidebar-collapsed").addClass("sidebar-collapsed-back");
setTimeout(function() {
$("#menu span").css({"position":"relative"});
}, 400);
}
toggle = !toggle;

```

```
});  
</script>  
<!--js -->  
<script src="js/jquery.nicescroll.js"></script>  
<script src="js/scripts.js"></script>  
<!-- Bootstrap Core JavaScript -->  
<script src="js/bootstrap.min.js"></script>  
<!-- /Bootstrap Core JavaScript -->  
</body>  
</html>  
<?php } ?>
```

4. Change Password.php

```
<?php  
session_start();  
error_reporting(0);  
include('includes/config.php');  
if(strlen($_SESSION['alogin'])==0)  
{  
header('location:index.php');  
}  
else{  
// Code for change password  
if(isset($_POST['submit']))
```

```

{
$password=md5($_POST['password']);
$newpassword=md5($_POST['newpassword']);
$username=$_SESSION['alogin'];

$sql ="SELECT Password FROM admin WHERE UserName=:username and
Password=:password";

$query= $dbh -> prepare($sql);
$query-> bindParam(':username', $username, PDO::PARAM_STR);
$query-> bindParam(':password', $password, PDO::PARAM_STR);
$query-> execute();

$results = $query -> fetchAll(PDO::FETCH_OBJ);
if($query -> rowCount() > 0)
{
$con="update admin set Password=:newpassword where UserName=:username";
$chngpwd1 = $dbh->prepare($con);
$chngpwd1-> bindParam(':username', $username, PDO::PARAM_STR);
$chngpwd1-> bindParam(':newpassword', $newpassword, PDO::PARAM_STR);
$chngpwd1->execute();

$msg="Your Password succesfully changed";
}else {
$error="Your current password is wrong";
}}?>

<!DOCTYPE HTML>

<html>

<head>

```

```
<title>TMS | Admin Change Password</title>

<script type="application/x-javascript"> addEventListener("load", function() {
setTimeout(hideURLbar, 0); }, false); function hideURLbar(){ window.scrollTo(0,1); }
</script>

<link href="css/bootstrap.min.css" rel='stylesheet' type='text/css' />

<link href="css/style.css" rel='stylesheet' type='text/css' />

<link rel="stylesheet" href="css/morris.css" type="text/css"/>

<link href="css/font-awesome.css" rel="stylesheet">

<script src="js/jquery-2.1.4.min.js"></script>

<link href="//fonts.googleapis.com/css?family=Roboto:700,500,300,100italic,100,400'
rel='stylesheet' type='text/css'/>

<link href="//fonts.googleapis.com/css?family=Montserrat:400,700' rel='stylesheet'
type='text/css'>

<link rel="stylesheet" href="css/icon-font.min.css" type='text/css' />

<script type="text/javascript">

function valid()
{
if(document.chngpwd.newpassword.value!= document.chngpwd.confirmpassword.value)
{
alert("New Password and Confirm Password Field do not match !!");
document.chngpwd.confirmpassword.focus();
return false;
}
return true;
}
</script>

<style>
```

```
.errorWrap {
padding: 10px;
margin: 0 0 20px 0;
background: #fff;
border-left: 4px solid #dd3d36;
-webkit-box-shadow: 0 1px 1px 0 rgba(0,0,0,.1);
box-shadow: 0 1px 1px 0 rgba(0,0,0,.1);
}

.succWrap{
padding: 10px;
margin: 0 0 20px 0;
background: #fff;
border-left: 4px solid #5cb85c;
-webkit-box-shadow: 0 1px 1px 0 rgba(0,0,0,.1);
box-shadow: 0 1px 1px 0 rgba(0,0,0,.1);
}

</style>

</head>

<body>

<div class="page-container">

<!--/content-inner-->

<div class="left-content">

<div class="mother-grid-inner">

<!--header start here-->

<?php include('includes/header.php');?>
```

```
<div class="clearfix"> </div>

</div>

<!--heder end here-->

<ol class="breadcrumb">

<li class="breadcrumb-item"><a href="dashboard.php">Home</a><i class="fa fa-angle-right"></i>Change Password</li>

</ol>

<!--grid-->

<div class="grid-form">

<div class="grid-form1">

<?php if($error){?><div class="errorWrap"><strong>ERROR</strong>:<?php echo htmlentities($error); ?> </div><?php }

else if($msg){?><div class="succWrap"><strong>SUCCESS</strong>:<?php echo htmlentities($msg); ?> </div><?php }?>

<div class="panel-body">

<form name="chngpwd" method="post" class="form-horizontal" onSubmit="return valid();">

<div class="form-group">

<label class="col-md-2 control-label">Current Password</label>

<div class="col-md-8">

<div class="input-group">

<span class="input-group-addon">

<i class="fa fa-key"></i>

</span>

<input type="password" name="password" class="form-control" id="exampleInputPassword1" placeholder="Current Password" required="">

</div></div></div>

<div class="form-group">
```

```
<label class="col-md-2 control-label">New Password</label>
<div class="col-md-8">
<div class="input-group">
<span class="input-group-addon">
<i class="fa fa-key"></i>
</span>
<input type="password" class="form-control" name="newpassword" id="newpassword"
placeholder="New Password" required="">
</div></div></div>
<div class="form-group">
<label class="col-md-2 control-label">Confirm Password</label>
<div class="col-md-8">
<div class="input-group">
<span class="input-group-addon">
<i class="fa fa-key"></i>
</span>
<input type="password" class="form-control" name="confirmpassword"
id="confirmpassword" placeholder="Confrim Password" required="">
</div></div></div>
<div class="col-sm-8 col-sm-offset-2">
<button type="submit" name="submit" class="btn-primary btn">Submit</button>
<button type="reset" class="btn-inverse btn">Reset</button>
</div></div></form>
</div></div></div></div>
<!--//grid-->
<!-- script-for sticky-nav -->
```

```

<script>
$(document).ready(function() {
var navoffset=$(".header-main").offset().top;
$(window).scroll(function(){
var scrollpos=$(window).scrollTop();
if(scrollpos >=navoffset){
$(".header-main").addClass("fixed");
}else{
$(".header-main").removeClass("fixed");
}});});
</script>
<!-- /script-for sticky-nav --><!--inner block start here-->
<div class="inner-block">
</div>
<!--inner block end here-->
<!--copy rights start here-->
<?php include('includes/footer.php');?>
<!--COPY rights end here-->
</div></div>
<!--//content-inner-->
<!--/sidebar-menu-->
<?php include('includes/sidebarmenu.php');?>
<div class="clearfix"></div>
</div><script>
var toggle = true;

```

```
$(".sidebar-icon").click(function() {  
  if (toggle)  
  {  
    $(".page-container").addClass("sidebar-collapsed").removeClass("sidebar-collapsed-back");  
    $("#menu span").css({"position":"absolute"});  
  }  
  else  
  {  
    $(".page-container").removeClass("sidebar-collapsed").addClass("sidebar-collapsed-back");  
    setTimeout(function() {  
      $("#menu span").css({"position":"relative"});  
    }, 400);}  
  toggle = !toggle;  
});  
</script>  
<script src="js/jquery.nicescroll.js"></script>  
<script src="js/scripts.js"></script>  
<script src="js/bootstrap.min.js"></script>  
</body>  
</html>  
<?php } ?>
```

5. Change Image.php

```
<?php
```

```

session_start();
error_reporting(0);
include('includes/config.php');
if(strlen($_SESSION['alogin'])==0)
{
header('location:index.php');
}
else{
$imgid=intval($_GET['imgid']);
if(isset($_POST['submit']))
{$pimage=$_FILES["packageimage"]["name"];
move_uploaded_file($_FILES["packageimage"]["tmp_name"],"pacakgeimages/".$_FILES["pac
kageimage"]["name"]);
$sql="update TblTourPackages set PackageImage=:pimage where PackageId=:imgid";
$query = $dbh->prepare($sql);
$query->bindParam(':imgid',$imgid,PDO::PARAM_STR);
$query->bindParam(':pimage',$pimage,PDO::PARAM_STR);
$query->execute();
$msg="Package Created Successfully";
}??>
<!DOCTYPE HTML>
<html>
<head>
<title>TMS | Admin Package Creation</title>
<meta name="viewport" content="width=device-width, initial-scale=1">

```

```
<meta http-equiv="Content-Type" content="text/html; charset=utf-8" />

<meta name="keywords" content="Pooled Responsive web template, Bootstrap Web Templates,
Flat Web Templates, Android Compatible web template,

Smartphone Compatible web template, free webdesigns for Nokia, Samsung, LG, SonyEricsson,
Motorola web design" />

<script type="application/x-javascript"> addEventListener("load", function() {
setTimeout(hideURLbar, 0); }, false); function hideURLbar(){ window.scrollTo(0,1); }
</script>

<link href="css/bootstrap.min.css" rel='stylesheet' type='text/css' />

<link href="css/style.css" rel='stylesheet' type='text/css' />

<link rel="stylesheet" href="css/morris.css" type="text/css"/>

<link href="css/font-awesome.css" rel="stylesheet">

<script src="js/jquery-2.1.4.min.js"></script>

<link href="//fonts.googleapis.com/css?family=Roboto:700,500,300,100italic,100,400'
rel='stylesheet' type='text/css'/>

<link href="//fonts.googleapis.com/css?family=Montserrat:400,700' rel='stylesheet'
type='text/css'>

<link rel="stylesheet" href="css/icon-font.min.css" type='text/css' />

<style>

.errorWrap {

padding: 10px;

margin: 0 0 20px 0;

background: #fff;

border-left: 4px solid #dd3d36;

-webkit-box-shadow: 0 1px 1px 0 rgba(0,0,0,.1);

box-shadow: 0 1px 1px 0 rgba(0,0,0,.1);

}
```

```
.succWrap{
padding: 10px;
margin: 0 0 20px 0;
background: #fff;
border-left: 4px solid #5cb85c;
-webkit-box-shadow: 0 1px 1px 0 rgba(0,0,0,.1);
box-shadow: 0 1px 1px 0 rgba(0,0,0,.1);
}
</style>
</head>
<body>
<div class="page-container">
<!--/content-inner-->
<div class="left-content">
<div class="mother-grid-inner">
<!--header start here-->
<?php include('includes/header.php');?>
<div class="clearfix"> </div>
</div>
<!--heder end here-->
<ol class="breadcrumb">
<li class="breadcrumb-item"><a href="index.html">Home</a><i class="fa fa-angle-
right"></i>Update Package Image </li>
</ol>
<!--grid-->
```

```

<div class="grid-form">
<!-->
<div class="grid-form1">
<h3>Update Package Image </h3>
<?php if($error){?><div class="errorWrap"><strong>ERROR</strong>:<?php echo
htmlentities($error); ?> </div><?php }
else if($msg){?><div class="succWrap"><strong>SUCCESS</strong>:<?php echo
htmlentities($msg); ?> </div><?php }?>
<div class="tab-content">
<div class="tab-pane active" id="horizontal-form">
<form class="form-horizontal" name="package" method="post" enctype="multipart/form-data">
<?php
$imgid=intval($_GET['imgid']);
$sql = "SELECT PackageImage from TblTourPackages where PackageId=:imgid";
$query = $dbh -> prepare($sql);
$query -> bindParam(':imgid', $imgid, PDO::PARAM_STR);
$query->execute();
$results=$query->fetchAll(PDO::FETCH_OBJ);
$cnt=1;
if($query->rowCount() > 0)
{
foreach($results as $result)
{?>
<div class="form-group">
<label for="focusedinput" class="col-sm-2 control-label"> Package Image </label>
<div class="col-sm-8">

```

```


</div></div>
<div class="form-group">
<label for="focusedinput" class="col-sm-2 control-label">New Image</label>
<div class="col-sm-8">
<input type="file" name="packageimage" id="packageimage" required>
</div></div>
<?php }} ?>
<div class="row">
<div class="col-sm-8 col-sm-offset-2">
<button type="submit" name="submit" class="btn-primary btn">Update</button>
</div></div></div>
</form>
<div class="panel-footer">
</div></form>
</div></div>
<!--//grid-->
<!-- script-for sticky-nav -->
<script>
$(document).ready(function() {
var navoffeset=$(".header-main").offset().top;
$(window).scroll(function(){
var scrollpos=$(window).scrollTop();
if(scrollpos >=navoffeset){
$(".header-main").addClass("fixed");

```

```
}else{
$(".header-main").removeClass("fixed");
}
});
});
</script>
<!-- /script-for sticky-nav -->
<!--inner block start here-->
<div class="inner-block"></div>
<!--inner block end here-->
<!--copy rights start here-->
<?php include('includes/footer.php');?>
<!--COPY rights end here-->
</div></div>
<!--//content-inner-->
<!--/sidebar-menu-->
<?php include('includes/sidebarmenu.php');?>
<div class="clearfix"></div>
</div>
<script>
var toggle = true;
$(".sidebar-icon").click(function() {
if (toggle)
{
$(".page-container").addClass("sidebar-collapsed").removeClass("sidebar-collapsed-back");
```

```

$("#menu span").css({"position":"absolute"});
}
else
{
$(".page-container").removeClass("sidebar-collapsed").addClass("sidebar-collapsed-back");
setTimeout(function() {
$("#menu span").css({"position":"relative"});
}, 400);
}toggle = !toggle;
});
</script>
<!--js -->
<script src="js/jquery.nicescroll.js"></script>
<script src="js/scripts.js"></script>
<!-- Bootstrap Core JavaScript -->
<script src="js/bootstrap.min.js"></script>
<!-- /Bootstrap Core JavaScript -->
</body>
</html>
<?php } ?>

```

6. Manage Bookings.php

```

<?php
session_start();

```

```

error_reporting(0);
include('includes/config.php');
if(strlen($_SESSION['alogin'])==0)
{
header('location:index.php');
}
else{
// code for cancel
if(isset($_REQUEST['bkid']))
{
$bid=intval($_GET['bkid']);
$status=2;
$cancelby='a';
$sql = "UPDATE tblbooking SET status=:status,CancelledBy=:cancelby WHERE
BookingId=:bid";
$query = $dbh->prepare($sql);
$query -> bindParam(':status',$status, PDO::PARAM_STR);
$query -> bindParam(':cancelby',$cancelby , PDO::PARAM_STR);
$query-> bindParam(':bid',$bid, PDO::PARAM_STR);
$query -> execute();
$msg="Booking Cancelled successfully";
}if(isset($_REQUEST['bckid']))
{
$bcid=intval($_GET['bckid']);
$status=1;

```

```

$cancelby='a';
$sql = "UPDATE tblbooking SET status=:status WHERE BookingId=:bcid";
$query = $dbh->prepare($sql);
$query -> bindParam(':status',$status, PDO::PARAM_STR);
$query-> bindParam(':bcid',$bcid, PDO::PARAM_STR);
$query -> execute();
$msg="Booking Confirm successfully";
}?)>
<!DOCTYPE HTML>
<html>
<head>
<title>TMS | Admin manage Bookings</title>
<meta name="viewport" content="width=device-width, initial-scale=1">
<meta http-equiv="Content-Type" content="text/html; charset=utf-8" />
<script type="application/x-javascript"> addEventListener("load", function() {
setTimeout(hideURLbar, 0); }, false); function hideURLbar(){ window.scrollTo(0,1); }
</script>
<link href="css/bootstrap.min.css" rel='stylesheet' type='text/css' />
<link href="css/style.css" rel='stylesheet' type='text/css' />
<link rel="stylesheet" href="css/morris.css" type="text/css"/>
<link href="css/font-awesome.css" rel="stylesheet">
<script src="js/jquery-2.1.4.min.js"></script>
<link rel="stylesheet" type="text/css" href="css/table-style.css" />
<link rel="stylesheet" type="text/css" href="css/basicstable.css" />
<script type="text/javascript" src="js/jquery.basicstable.min.js"></script>
<script type="text/javascript">

```

```
$(document).ready(function() {
  $('#table').basictable();
  $('#table-breakpoint').basictable({
    breakpoint: 768
  });
  $('#table-swap-axis').basictable({
    swapAxis: true
  });
  $('#table-force-off').basictable({
    forceResponsive: false
  });
  $('#table-no-resize').basictable({
    noResize: true
  });
  $('#table-two-axis').basictable();
  $('#table-max-height').basictable({
    tableWrapper: true
  });
});
</script>
<link href="//fonts.googleapis.com/css?family=Roboto:700,500,300,100italic,100,400"
rel='stylesheet' type='text/css'/>
<link href="//fonts.googleapis.com/css?family=Montserrat:400,700" rel='stylesheet'
type='text/css'/>
<link rel="stylesheet" href="css/icon-font.min.css" type='text/css' />
<style>
```

```
.errorWrap {
padding: 10px;
margin: 0 0 20px 0;
background: #fff;
border-left: 4px solid #dd3d36;
-webkit-box-shadow: 0 1px 1px 0 rgba(0,0,0,.1);
box-shadow: 0 1px 1px 0 rgba(0,0,0,.1);
}

.succWrap{
padding: 10px;
margin: 0 0 20px 0;
background: #fff;
border-left: 4px solid #5cb85c;
-webkit-box-shadow: 0 1px 1px 0 rgba(0,0,0,.1);
box-shadow: 0 1px 1px 0 rgba(0,0,0,.1);
}

</style>

</head>

<body>

<div class="page-container">

<!--/content-inner-->

<div class="left-content">

<div class="mother-grid-inner">

<!--header start here-->

<?php include('includes/header.php');?>
```

```

<div class="clearfix"> </div>

</div>

<!--heder end here-->

<ol class="breadcrumb">

<li class="breadcrumb-item"><a href="index.html">Home</a><i class="fa fa-angle-
right"></i>Manage Bookings</li>

</ol>

<div class="agile-grids"><!-- tables -->

<?php if($error){ ?><div class="errorWrap"><strong>ERROR</strong>:<?php echo
htmlentities($error); ?> </div><?php }

else if($msg){ ?><div class="succWrap"><strong>SUCCESS</strong>:<?php echo
htmlentities($msg); ?> </div><?php } ?>

<div class="agile-tables">

<div class="w3l-table-info">

<h2>Manage Bookings</h2>

<table id="table">

<thead>

<tr>

<th>Booikn id</th>

<th>Name</th>

<th>Mobile No.</th>

<th>Email Id</th>

<th>RegDate </th>

<th>From /To </th>

<th>Comment </th>

<th>Status </th>

```

```

<th>Action </th>
</tr>
</thead>
<tbody>
<?php $sql = "SELECT tblbooking.BookingId as bookid,tblusers.FullName as
fname,tblusers.MobileNumber as mnumber,tblusers.EmailId as
email,tbltourpackages.PackageName as pckname,tblbooking.PackageId as
pid,tblbooking.FromDate as fdate,tblbooking.ToDate as tdate,tblbooking.Comment as
comment,tblbooking.status as status,tblbooking.CancelledBy as
cancelby,tblbooking.UpdationDate as update from tblusers join tblbooking on
tblbooking.UserEmail=tblusers.EmailId join tbltourpackages on
tbltourpackages.PackageId=tblbooking.PackageId";

$query = $dbh -> prepare($sql);
$query->execute();
$results=$query->fetchAll(PDO::FETCH_OBJ);
$cnt=1;
if($query->rowCount() > 0)
{
foreach($results as $result)
?>
<tr>
<td>#BK-<?php echo htmlentities($result->bookid);?></td>
<td><?php echo htmlentities($result->fname);?></td>
<td><?php echo htmlentities($result->mnumber);?></td>
<td><?php echo htmlentities($result->email);?></td>
<td><a href="update-package.php?pid=<?php echo htmlentities($result->pid);?>"><?php echo
htmlentities($result->pckname);?></a></td>

```

```

<td><?php echo htmlentities($result->fdate);?> To <?php echo htmlentities($result-
>tdate);?></td>

<td><?php echo htmlentities($result->comment);?></td>

<td><?php if($result->status==0)
{
echo "Pending";
}
if($result->status==1)
{
echo "Confirmed";
}
if($result->status==2 and $result->cancelby=='a')
{
echo "Canceled by you at " . $result->update;
}
if($result->status==2 and $result->cancelby=='u')
{
echo "Canceled by User at " . $result->update;
}
?></td>

<?php if($result->status==2)
{
?><td>Cancelled</td>

<?php } else { ?>

<td><a href="manage-bookings.php?bkid=<?php echo htmlentities($result->bookid);?>"
onclick="return confirm('Do you really want to cancel booking') " >Cancel</a> / <a

```

```
href="manage-bookings.php?bckid=<?php echo htmlentities($result->bookid);?>"
onclick="return confirm('booking has been confirm') ">Confirm</a></td>
```

```
<?php }?>
```

```
</tr>
```

```
<?php $cnt=$cnt+1;} }?>
```

```
</tbody>
```

```
</table>
```

```
</div>
```

```
</table>
```

```
</div>
```

```
<!-- script-for sticky-nav -->
```

```
<script>
```

```
$(document).ready(function() {
```

```
var navoffset=$(".header-main").offset().top;
```

```
$(window).scroll(function(){
```

```
var scrollpos=$(window).scrollTop();
```

```
if(scrollpos >=navoffset){
```

```
$(".header-main").addClass("fixed");
```

```
}else{
```

```
$(".header-main").removeClass("fixed");
```

```
}
```

```
});});
```

```
</script>
```

```
<!-- /script-for sticky-nav -->
```

```
<!--inner block start here-->
```

```
<div class="inner-block">
</div>
<!--inner block end here-->
<!--copy rights start here-->
<?php include('includes/footer.php');?>
<!--COPY rights end here-->
</div>
</div>
<!--//content-inner-->
<!--/sidebar-menu-->
<?php include('includes/sidebarmenu.php');?>
<div class="clearfix"></div>
</div>
<script>
var toggle = true;

$(".sidebar-icon").click(function() {
if (toggle)
{
$(".page-container").addClass("sidebar-collapsed").removeClass("sidebar-collapsed-back");
$("#menu span").css({"position":"absolute"});
}
else
{
$(".page-container").removeClass("sidebar-collapsed").addClass("sidebar-collapsed-back");
```

```
setTimeout(function() {
$("#menu span").css({"position":"relative"});
}, 400);
}

toggle = !toggle;
});
</script>
<!--js -->
<script src="js/jquery.nicescroll.js"></script>
<script src="js/scripts.js"></script>
<!-- Bootstrap Core JavaScript -->
<script src="js/bootstrap.min.js"></script>
<!-- /Bootstrap Core JavaScript -->

</body>
</html>
<?php } ?>
```

7. Manage Enquiries.php

```
<?php
session_start();
error_reporting(0);
```

```
include('includes/config.php');
if(strlen($_SESSION['alogin'])==0)
{
header('location:index.php');
}
else{
// code for cancel
if(isset($_REQUEST['eid']))
{
$eid=intval($_GET['eid']);
$status=1;

$sql = "UPDATE tblenquiry SET Status=:status WHERE id=:eid";
$query = $dbh->prepare($sql);
$query -> bindParam(':status',$status, PDO::PARAM_STR);
$query-> bindParam(':eid',$eid, PDO::PARAM_STR);
$query -> execute();
$msg="Enquiry successfully read";
}
?>
<!DOCTYPE HTML>
<html>
<head>
<title>TMS | Admin manage Bookings</title>
<meta name="viewport" content="width=device-width, initial-scale=1">
```

```
<meta http-equiv="Content-Type" content="text/html; charset=utf-8" />

<script type="application/x-javascript"> addEventListener("load", function() {
setTimeout(hideURLbar, 0); }, false); function hideURLbar(){ window.scrollTo(0,1); }
</script>

<link href="css/bootstrap.min.css" rel='stylesheet' type='text/css' />

<link href="css/style.css" rel='stylesheet' type='text/css' />

<link rel="stylesheet" href="css/morris.css" type="text/css"/>

<link href="css/font-awesome.css" rel="stylesheet">

<script src="js/jquery-2.1.4.min.js"></script>

<link rel="stylesheet" type="text/css" href="css/table-style.css" />

<link rel="stylesheet" type="text/css" href="css/basictable.css" />

<script type="text/javascript" src="js/jquery.basictable.min.js"></script>

<script type="text/javascript">

$(document).ready(function() {

$('#table').basictable();

$('#table-breakpoint').basictable({

breakpoint: 768

});

$('#table-swap-axis').basictable({

swapAxis: true

});

$('#table-force-off').basictable({

forceResponsive: false

});

$('#table-no-resize').basictable({

noResize: true
```

```
});  
$('#table-two-axis').basictable();  
$('#table-max-height').basictable({  
  tableWrapper: true  
});  
});  
</script>  
<link href="//fonts.googleapis.com/css?family=Roboto:700,500,300,100italic,100,400'  
rel='stylesheet' type='text/css'/>  
<link href="//fonts.googleapis.com/css?family=Montserrat:400,700' rel='stylesheet'  
type='text/css'/>  
<link rel="stylesheet" href="css/icon-font.min.css" type='text/css' />  
<style>  
.errorWrap {  
padding: 10px;  
margin: 0 0 20px 0;  
background: #fff;  
border-left: 4px solid #dd3d36;  
-webkit-box-shadow: 0 1px 1px 0 rgba(0,0,0,.1);  
box-shadow: 0 1px 1px 0 rgba(0,0,0,.1);  
}  
.succWrap{  
padding: 10px;  
margin: 0 0 20px 0;  
background: #fff;  
border-left: 4px solid #5cb85c;
```

```

-webkit-box-shadow: 0 1px 1px 0 rgba(0,0,0,.1);
box-shadow: 0 1px 1px 0 rgba(0,0,0,.1);
}
</style>
</head>
<body>
<div class="page-container">
<!--/content-inner-->
<div class="left-content">
<div class="mother-grid-inner">
<!--header start here-->
<?php include('includes/header.php');?>
<div class="clearfix"> </div>
</div>
<!--heder end here-->
<ol class="breadcrumb">
<li class="breadcrumb-item"><a href="index.html">Home</a><i class="fa fa-angle-right"></i>Manage Enquiries</li>
</ol>
<div class="agile-grids">
<!-- tables -->
<?php if($error){ ?><div class="errorWrap"><strong>ERROR</strong>:<?php echo htmlentities($error); ?> </div><?php }
else if($msg){ ?><div class="succWrap"><strong>SUCCESS</strong>:<?php echo htmlentities($msg); ?> </div><?php } ?>
<div class="agile-tables">

```

```

<div class="w3l-table-info">
<h2>Manage Enquiries</h2>
<table id="table">
<thead>
<tr>
<th>Ticket id</th>
<th>Name</th>
<th>Mobile No./ Email</th>
<th>Subject </th>
<th>Description </th>
<th>Posting date </th>
<th>Action </th>
</tr>
</thead>
<tbody>
<?php $sql = "SELECT * from tblequiry";
$query = $dbh -> prepare($sql);
$query->execute();
$results=$query->fetchAll(PDO::FETCH_OBJ);
if($query->rowCount() > 0)
{
foreach($results as $result)
{
?>
<tr>
<td width="120">#TCKT-<?php echo htmlentities($result->id);?></td>

```

```

<td width="50"><?php echo htmlentities($result->FullName);?></td>
<td width="50"><?php echo htmlentities($result->MobileNumber);?> /<br />
<?php echo $result->EmailId;?></td>
<td width="200"><?php echo htmlentities($result->Subject);?></a></td>
<td width="400"><?php echo htmlentities($result->Description);?></td>
<td width="50"><?php echo htmlentities($result->PostingDate);?></td>
<?php if($result->Status==1)
{
?><td>Read</td>
<?php } else {?>
<td><a href="manage-enquires.php?eid=<?php echo htmlentities($result->id);?>"
onclick="return confirm('Do you really want to read')" >Pending</a>
</td>
<?php } ?>
</tr>
<?php } }?>
</tbody>
</table></div>
</table></div>
<!-- script-for sticky-nav -->
<script>
$(document).ready(function() {
var navoffset=$( ".header-main" ).offset().top;
$(window).scroll(function(){
var scrollpos=$(window).scrollTop();

```

```
if(scrollpos >=navoffset){
$.header-main).addClass("fixed");
}else{
$.header-main).removeClass("fixed");
}
});
});
</script>
<!-- /script-for sticky-nav -->
<!--inner block start here-->
<div class="inner-block">
</div>
<!--inner block end here-->
<!--copy rights start here-->
<?php include('includes/footer.php');?>
<!--COPY rights end here-->
</div>
</div>
<!--//content-inner-->
<!--/sidebar-menu-->
<?php include('includes/sidebarmenu.php');?>
<div class="clearfix"></div>
</div>
<script>
var toggle = true;
```

```
$(".sidebar-icon").click(function() {  
  if (toggle)  
  {  
    $(".page-container").addClass("sidebar-collapsed").removeClass("sidebar-collapsed-back");  
    $("#menu span").css({"position":"absolute"});  
  }  
  else  
  {  
    $(".page-container").removeClass("sidebar-collapsed").addClass("sidebar-collapsed-back");  
    setTimeout(function() {  
      $("#menu span").css({"position":"relative"});  
    }, 400);  
  }  
  toggle = !toggle;  
});  
</script>  
<!--js -->  
<script src="js/jquery.nicescroll.js"></script>  
<script src="js/scripts.js"></script>  
<!-- Bootstrap Core JavaScript -->  
<script src="js/bootstrap.min.js"></script>  
<!-- /Bootstrap Core JavaScript -->  
</body>  
</html>  
<?php } ?>
```

8. Manage Issue.php

```
<?php
session_start();
error_reporting(0);
include('includes/config.php');
if(strlen($_SESSION['alogin'])==0)
{
header('location:index.php');
}
else{
// code for cancel
if(isset($_REQUEST['eid']))
{
$eid=intval($_GET['eid']);
$status=1;
$sql = "UPDATE tblenquiry SET Status=:status WHERE id=:eid";
$query = $dbh->prepare($sql);
$query -> bindParam(':status',$status, PDO::PARAM_STR);
$query-> bindParam(':eid',$eid, PDO::PARAM_STR);
$query -> execute();
$msg="Enquiry successfully read";
}
?>
```

```
<!DOCTYPE HTML>

<html>

<head>

<title>TMS | Admin manage Issues</title>

<meta name="viewport" content="width=device-width, initial-scale=1">

<meta http-equiv="Content-Type" content="text/html; charset=utf-8" />

<script type="application/x-javascript"> addEventListener("load", function() {
setTimeout(hideURLbar, 0); }, false); function hideURLbar(){ window.scrollTo(0,1); }
</script>

<link href="css/bootstrap.min.css" rel='stylesheet' type='text/css' />

<link href="css/style.css" rel='stylesheet' type='text/css' />

<link rel="stylesheet" href="css/morris.css" type="text/css"/>

<link href="css/font-awesome.css" rel="stylesheet">

<script src="js/jquery-2.1.4.min.js"></script>

<link rel="stylesheet" type="text/css" href="css/table-style.css" />

<link rel="stylesheet" type="text/css" href="css/basictable.css" />

<script type="text/javascript" src="js/jquery.basictable.min.js"></script>

<script type="text/javascript">

$(document).ready(function() {

$('#table').basictable();

$('#table-breakpoint').basictable({

breakpoint: 768

});

$('#table-swap-axis').basictable({

swapAxis: true

});

});
```

```
$('#table-force-off').basictable({  
forceResponsive: false  
});
```

```
$('#table-no-resize').basictable({  
noResize: true  
});
```

```
$('#table-two-axis').basictable();
```

```
$('#table-max-height').basictable({  
tableWrapper: true  
});
```

```
});
```

```
</script>
```

```
<link href="//fonts.googleapis.com/css?family=Roboto:700,500,300,100italic,100,400'  
rel='stylesheet' type='text/css'/>
```

```
<link href="//fonts.googleapis.com/css?family=Montserrat:400,700' rel='stylesheet'  
type='text/css'/>
```

```
<link rel="stylesheet" href="css/icon-font.min.css" type='text/css' />
```

```
<style>
```

```
.errorWrap {
```

```
padding: 10px;
```

```
margin: 0 0 20px 0;
```

```
background: #fff;
```

```
border-left: 4px solid #dd3d36;
```

```
-webkit-box-shadow: 0 1px 1px 0 rgba(0,0,0,.1);
```

```
box-shadow: 0 1px 1px 0 rgba(0,0,0,.1);
```

```
}
```

```
.succWrap{
padding: 10px;
margin: 0 0 20px 0;
background: #fff;
border-left: 4px solid #5cb85c;
-webkit-box-shadow: 0 1px 1px 0 rgba(0,0,0,.1);
box-shadow: 0 1px 1px 0 rgba(0,0,0,.1);
}
</style>
<script language="javascript" type="text/javascript">
var popUpWin=0;
function popUpWindow(URLStr, left, top, width, height)
{
if(popUpWin)
{
if(!popUpWin.closed) popUpWin.close();
}
popUpWin = open(URLStr,'popUpWin',
'toolbar=no,location=no,directories=no,status=no,menubar=no,scrollbars=yes,resizable=no,copy
history=yes,width='+600+',height='+600+',left='+left+',
top='+top+',screenX='+left+',screenY='+top+'");
}
</script>
</head>
<body>
<div class="page-container">
```

```
<!--/content-inner-->
<div class="left-content">
<div class="mother-grid-inner">
<!--header start here-->
<?php include('includes/header.php');?>
<div class="clearfix"> </div>
</div>
<!--heder end here-->
<ol class="breadcrumb">
<li class="breadcrumb-item"><a href="index.html">Home</a><i class="fa fa-angle-
right"></i>Manage Issues</li>
</ol>
<div class="agile-grids">
<!-- tables -->
<?php if($error){ ?><div class="errorWrap"><strong>ERROR</strong>:<?php echo
htmlentities($error); ?> </div><?php }
else if($msg){ ?><div class="succWrap"><strong>SUCCESS</strong>:<?php echo
htmlentities($msg); ?> </div><?php }?>
<div class="agile-tables">
<div class="w3l-table-info">
<h2>Manage Issues</h2>
<table id="table">
<thead>
<tr>
<th>#</th>
<th>Name</th>
```

```

<th>Mobile No.</th>
<th>Email Id</th>
<th>Issues </th>
<th>Description </th>
<th>Posting date </th>
<th>Action </th>

</tr>
</thead>
<tbody>

<?php $sql = "SELECT tblissues.id as id,tblusers.FullName as fname,tblusers.MobileNumber as
mnumber,tblusers.EmailId as email,tblissues.Issue as issue,tblissues.Description as
Description,tblissues.PostingDate as PostingDate from tblissues join tblusers on
tblusers.EmailId=tblissues.UserEmail";

$query = $dbh -> prepare($sql);

$query->execute();

$results=$query->fetchAll(PDO::FETCH_OBJ);

if($query->rowCount() > 0)
{
foreach($results as $result)
{
?>

<tr>

<td width="120">#00<?php echo htmlentities($result->id);?></td>
<td width="50"><?php echo htmlentities($result->fname);?></td>
<td width="50"><?php echo htmlentities($result->mnumber);?></td>
<td width="50"><?php echo htmlentities($result->email);?></td>
<td width="200"><?php echo htmlentities($result->issue);?></a></td>

```

```

<td width="400"><?php echo htmlentities($result->Description);?></td>
<td width="50"><?php echo htmlentities($result->PostingDate);?></td>
<td><a href="javascript:void(0);" onClick="popUpWindow('updateissue.php?iid=<?php echo
($result->id);?>');">View </a>
</td>
</tr>
<?php } }?>
</tbody>
</table>
</div>
</table>
</div>
<!-- script-for sticky-nav -->
<script>
$(document).ready(function() {
var navoffeset=$(".header-main").offset().top;
$(window).scroll(function(){
var scrollpos=$(window).scrollTop();
if(scrollpos >=navoffeset){
$(".header-main").addClass("fixed");
}else{
$(".header-main").removeClass("fixed");
}
});});
</script>

```

```
<!-- /script-for sticky-nav -->
<!--inner block start here-->
<div class="inner-block">
</div>
<!--inner block end here-->
<!--copy rights start here-->
<?php include('includes/footer.php');?>
<!--COPY rights end here-->
</div>
</div>
<!--//content-inner-->
<!--/sidebar-menu-->
<?php include('includes/sidebarmenu.php');?>
<div class="clearfix"></div>
</div>
<script>
var toggle = true;
$(".sidebar-icon").click(function() {
if (toggle)
{
$(".page-container").addClass("sidebar-collapsed").removeClass("sidebar-collapsed-back");
$("#menu span").css({"position":"absolute"});
}
else
{

```

```
$(".page-container").removeClass("sidebar-collapsed").addClass("sidebar-collapsed-back");
setTimeout(function() {
    $("#menu span").css({"position":"relative"});
}, 400);
}
toggle = !toggle;
});
</script>
<!--js -->
<script src="js/jquery.nicescroll.js"></script>
<script src="js/scripts.js"></script>
<!-- Bootstrap Core JavaScript -->
<script src="js/bootstrap.min.js"></script>
<!-- /Bootstrap Core JavaScript -->
</body>
</html>
<?php } ?>
```

9. Manage Packages

```
<?php
session_start();
error_reporting(0);
include('includes/config.php');
if(strlen($_SESSION['alogin'])==0)
```

```
{
header('location:index.php');
}
else{
?>
<!DOCTYPE HTML>
<html>
<head>
<title>TMS | admin manage packages</title>
<meta name="viewport" content="width=device-width, initial-scale=1">
<meta http-equiv="Content-Type" content="text/html; charset=utf-8" />
<script type="application/x-javascript"> addEventListener("load", function() {
setTimeout(hideURLbar, 0); }, false); function hideURLbar(){ window.scrollTo(0,1); }
</script>
<!-- Bootstrap Core CSS -->
<link href="css/bootstrap.min.css" rel='stylesheet' type='text/css' />
<!-- Custom CSS -->
<link href="css/style.css" rel='stylesheet' type='text/css' />
<link rel="stylesheet" href="css/morris.css" type="text/css"/>
<!-- Graph CSS -->
<link href="css/font-awesome.css" rel="stylesheet">
<!-- jQuery -->
<script src="js/jquery-2.1.4.min.js"></script>
<!-- //jQuery -->
<!-- tables -->
<link rel="stylesheet" type="text/css" href="css/table-style.css" />
```

```
<link rel="stylesheet" type="text/css" href="css/basictable.css" />
<script type="text/javascript" src="js/jquery.basictable.min.js"></script>
<script type="text/javascript">
$(document).ready(function() {
$('#table').basictable();
$('#table-breakpoint').basictable({
breakpoint: 768
});
$('#table-swap-axis').basictable({
swapAxis: true
});
$('#table-force-off').basictable({
forceResponsive: false
});
$('#table-no-resize').basictable({
noResize: true
});
$('#table-two-axis').basictable();
$('#table-max-height').basictable({
tableWrapper: true
});
});
</script>
<!-- //tables -->
```

```
<link href='//fonts.googleapis.com/css?family=Roboto:700,500,300,100italic,100,400'
rel='stylesheet' type='text/css'/>
```

```
<link href='//fonts.googleapis.com/css?family=Montserrat:400,700' rel='stylesheet'
type='text/css'/>
```

```
<!-- lined-icons -->
```

```
<link rel="stylesheet" href="css/icon-font.min.css" type='text/css' />
```

```
<!-- //lined-icons -->
```

```
</head>
```

```
<body>
```

```
<div class="page-container">
```

```
<!--/content-inner-->
```

```
<div class="left-content">
```

```
<div class="mother-grid-inner">
```

```
<!--header start here-->
```

```
<?php include('includes/header.php');?>
```

```
<div class="clearfix"> </div>
```

```
</div>
```

```
<!--heder end here-->
```

```
<ol class="breadcrumb">
```

```
<li class="breadcrumb-item"><a href="index.html">Home</a><i class="fa fa-angle-
right"></i>Manage Packages</li>
```

```
</ol>
```

```
<div class="agile-grids">
```

```
<!-- tables -->
```

```
<div class="agile-tables">
```

```
<div class="w3l-table-info">
```

```
<h2>Manage Packages</h2>
```

```
<table id="table">
```

```
<thead>
```

```
<tr>
```

```
<th>#</th>
```

```
<th>Name</th>
```

```
<th>Type</th>
```

```
<th>Location</th>
```

```
<th>Price</th>
```

```
<th>Creation Date</th>
```

```
<th>Action</th>
```

```
</tr>
```

```
</thead>
```

```
<tbody>
```

```
<?php $sql = "SELECT * from TblTourPackages";
```

```
$query = $dbh -> prepare($sql);
```

```
// $query -> bindParam(':city', $city, PDO::PARAM_STR);
```

```
$query->execute();
```

```
$results=$query->fetchAll(PDO::FETCH_OBJ);
```

```
$cnt=1;
```

```
if($query->rowCount() > 0)
```

```
{
```

```
foreach($results as $result)
```

```
{
```

```
?>
```

```
</tr>
```



```
}
});});
</script>
<!-- /script-for sticky-nav -->
<!--inner block start here-->
<div class="inner-block">
</div>
<!--inner block end here-->
<!--copy rights start here-->
<?php include('includes/footer.php');?>
<!--COPY rights end here-->
</div>
</div>
<!--//content-inner-->
<!--/sidebar-menu-->
<?php include('includes/sidebarmenu.php');?>
<div class="clearfix"></div>
</div>
<script>
var toggle = true;
$(".sidebar-icon").click(function() {
if (toggle)
{
$(".page-container").addClass("sidebar-collapsed").removeClass("sidebar-collapsed-back");
$("#menu span").css({"position":"absolute"});
```

```

}
else
{
$(".page-container").removeClass("sidebar-collapsed").addClass("sidebar-collapsed-back");
setTimeout(function() {
$("#menu span").css({"position":"relative"});
}, 400);
}
toggle = !toggle;
});
</script>
<!--js -->
<script src="js/jquery.nicescroll.js"></script>
<script src="js/scripts.js"></script>
<!-- Bootstrap Core JavaScript -->
<script src="js/bootstrap.min.js"></script>
<!-- /Bootstrap Core JavaScript -->
</body>
</html>
<?php } ?>

```

10.Manage User.php

```

<?php
session_start();

```

```
error_reporting(0);
include('includes/config.php');
if(strlen($_SESSION['alogin'])==0)
{
header('location:index.php');
}
else{
?>
<!DOCTYPE HTML>
<html>
<head>
<title>TMS | Admin manage Users</title>
<meta name="viewport" content="width=device-width, initial-scale=1">
<meta http-equiv="Content-Type" content="text/html; charset=utf-8" />
<script type="application/x-javascript"> addEventListener("load", function() {
setTimeout(hideURLbar, 0); }, false); function hideURLbar(){ window.scrollTo(0,1); }
</script>
<!-- Bootstrap Core CSS -->
<link href="css/bootstrap.min.css" rel='stylesheet' type='text/css' />
<!-- Custom CSS -->
<link href="css/style.css" rel='stylesheet' type='text/css' />
<link rel="stylesheet" href="css/morris.css" type="text/css"/>
<!-- Graph CSS -->
<link href="css/font-awesome.css" rel="stylesheet">
<!-- jQuery -->
<script src="js/jquery-2.1.4.min.js"></script>
```

```
<!-- //jQuery -->
<!-- tables -->
<link rel="stylesheet" type="text/css" href="css/table-style.css" />
<link rel="stylesheet" type="text/css" href="css/basictable.css" />
<script type="text/javascript" src="js/jquery.basictable.min.js"></script>
<script type="text/javascript">
$(document).ready(function() {
$('#table').basictable();
$('#table-breakpoint').basictable({
breakpoint: 768
});
$('#table-swap-axis').basictable({
swapAxis: true
});
$('#table-force-off').basictable({
forceResponsive: false
});
$('#table-no-resize').basictable({
noResize: true
});
$('#table-two-axis').basictable();
$('#table-max-height').basictable({
tableWrapper: true
});
});
```

```
</script>
<!-- //tables -->
<link href="//fonts.googleapis.com/css?family=Roboto:700,500,300,100italic,100,400'
rel='stylesheet' type='text/css'/>
<link href="//fonts.googleapis.com/css?family=Montserrat:400,700' rel='stylesheet'
type='text/css'>
<!-- lined-icons -->
<link rel="stylesheet" href="css/icon-font.min.css" type='text/css' />
<!-- //lined-icons -->
</head>
<body>
<div class="page-container">
<!--/content-inner-->
<div class="left-content">
<div class="mother-grid-inner">
<!--header start here-->
<?php include('includes/header.php');?>
<div class="clearfix"> </div>
</div>
<!--heder end here-->
<ol class="breadcrumb">
<li class="breadcrumb-item"><a href="index.html">Home</a><i class="fa fa-angle-
right"></i>Manage Users</li>
</ol>
<div class="agile-grids">
<!-- tables -->
```

```

<div class="agile-tables">
<div class="w3l-table-info">
<h2>Manage Users</h2>
<table id="table">
<thead>
<tr>
<th>#</th>
<th>Name</th>
<th>Mobile No.</th>
<th>Email Id</th>
<th>RegDate </th>
<th>Updation Date</th>
</tr>
</thead>
<tbody>
<?php $sql = "SELECT * from tblusers";
$query = $dbh -> prepare($sql);
$query->execute();
$results=$query->fetchAll(PDO::FETCH_OBJ);
$cnt=1;
if($query->rowCount() > 0)
{
foreach($results as $result)
{?>
<tr>

```

```

<td><?php echo htmlentities($cnt);?></td>
<td><?php echo htmlentities($result->FullName);?></td>
<td><?php echo htmlentities($result->MobileNumber);?></td>
<td><?php echo htmlentities($result->EmailId);?></td>
<td><?php echo htmlentities($result->RegDate);?></td>
<td><?php echo htmlentities($result->UpdationDate);?></td>
</tr>
<?php $cnt=$cnt+1;} }?>
</tbody>
</table>
</div>
</table>
</div>
<!-- script-for sticky-nav -->
<script>
$(document).ready(function() {
var navoffeset=$(".header-main").offset().top;
$(window).scroll(function(){
var scrollpos=$(window).scrollTop();
if(scrollpos >=navoffeset){
$(".header-main").addClass("fixed");
}else{
$(".header-main").removeClass("fixed");
}
});

```

```
});  
</script>  
<!-- /script-for sticky-nav -->  
<!--inner block start here-->  
<div class="inner-block">  
</div>  
<!--inner block end here-->  
<!--copy rights start here-->  
<?php include('includes/footer.php');?>  
<!--COPY rights end here-->  
</div>  
</div>  
<!--//content-inner-->  
<!--/sidebar-menu-->  
<?php include('includes/sidebarmenu.php');?>  
<div class="clearfix"></div>  
</div>  
<script>  
var toggle = true;  
$(".sidebar-icon").click(function() {  
if (toggle)  
{  
$(".page-container").addClass("sidebar-collapsed").removeClass("sidebar-collapsed-back");  
$("#menu span").css({"position":"absolute"});  
}  
}
```

```
else
{
$(".page-container").removeClass("sidebar-collapsed").addClass("sidebar-collapsed-back");
setTimeout(function() {
$("#menu span").css({"position":"relative"});
}, 400);
}
toggle = !toggle;
});
</script>
<!--js -->
<script src="js/jquery.nicescroll.js"></script>
<script src="js/scripts.js"></script>
<!-- Bootstrap Core JavaScript -->
<script src="js/bootstrap.min.js"></script>
<!-- /Bootstrap Core JavaScript -->
</body>
</html>
<?php } ?>
```

11.Manage Pages.php

```
<?php
session_start();
error_reporting(0);
```

```

include('includes/config.php');
if(strlen($_SESSION['alogin'])==0)
{
header('location:index.php');
}
else{
if($_POST['submit']=="Update")
{
$pagetype=$_GET['type'];
$pagedetails=$_POST['pgedetails'];
$sql = "UPDATE tblpages SET detail=:pagedetails WHERE type=:pagetype";
$query = $dbh->prepare($sql);
$query -> bindParam(':pagetype',$pagetype, PDO::PARAM_STR);
$query-> bindParam(':pagedetails',$pagedetails, PDO::PARAM_STR);
$query -> execute();
$msg="Page data updated successfully";
}?)>
<!DOCTYPE HTML>
<html>
<head>
<title>TMS | Admin Package Creation</title>
<meta name="viewport" content="width=device-width, initial-scale=1">
<meta http-equiv="Content-Type" content="text/html; charset=utf-8" />
<meta name="keywords" content="Pooled Responsive web template, Bootstrap Web Templates, Flat Web Templates, Android Compatible web template,

```

Smartphone Compatible web template, free webdesigns for Nokia, Samsung, LG, SonyEricsson, Motorola web design" />

```
<script type="application/x-javascript"> addEventListener("load", function() {
setTimeout(hideURLbar, 0); }, false); function hideURLbar(){ window.scrollTo(0,1); }
</script>
```

```
<link href="css/bootstrap.min.css" rel='stylesheet' type='text/css' />
```

```
<link href="css/style.css" rel='stylesheet' type='text/css' />
```

```
<link rel="stylesheet" href="css/morris.css" type="text/css"/>
```

```
<link href="css/font-awesome.css" rel="stylesheet">
```

```
<script src="js/jquery-2.1.4.min.js"></script>
```

```
<link href='//fonts.googleapis.com/css?family=Roboto:700,500,300,100italic,100,400'
rel='stylesheet' type='text/css'/>
```

```
<link href='//fonts.googleapis.com/css?family=Montserrat:400,700' rel='stylesheet'
type='text/css'/>
```

```
<link rel="stylesheet" href="css/icon-font.min.css" type='text/css' />
```

```
<style>
```

```
.errorWrap {
```

```
padding: 10px;
```

```
margin: 0 0 20px 0;
```

```
background: #fff;
```

```
border-left: 4px solid #dd3d36;
```

```
-webkit-box-shadow: 0 1px 1px 0 rgba(0,0,0,.1);
```

```
box-shadow: 0 1px 1px 0 rgba(0,0,0,.1);
```

```
}
```

```
.succWrap{
```

```
padding: 10px;
```

```
margin: 0 0 20px 0;
```

```

background: #fff;
border-left: 4px solid #5cb85c;
-webkit-box-shadow: 0 1px 1px 0 rgba(0,0,0,.1);
box-shadow: 0 1px 1px 0 rgba(0,0,0,.1);
}
</style>
<script type="text/JavaScript">
<!--
function MM_findObj(n, d) { //v4.01
var p,i,x; if(!d) d=document; if((p=n.indexOf("?"))>0&&parent.frames.length) {
d=parent.frames[n.substring(p+1)].document; n=n.substring(0,p);}
if(!(x=d[n])&&d.all) x=d.all[n]; for (i=0;!x&&i<d.forms.length;i++) x=d.forms[i][n];
for(i=0;!x&&d.layers&&i<d.layers.length;i++) x=MM_findObj(n,d.layers[i].document);
if(!x && d.getElementById) x=d.getElementById(n); return x;
}
function MM_validateForm() { //v4.0
var i,p,q,nm,test,num,min,max,errors="",args=MM_validateForm.arguments;
for (i=0; i<(args.length-2); i+=3) { test=args[i+2]; val=MM_findObj(args[i]);
if (val) { nm=val.name; if ((val=val.value)!="") {
if (test.indexOf('isEmail')!=-1) { p=val.indexOf('@');
if (p<1 || p==(val.length-1)) errors+='- '+nm+' must contain an e-mail address.\n';
} else if (test!='R') { num = parseFloat(val);
if (isNaN(val)) errors+='- '+nm+' must contain a number.\n';
if (test.indexOf('inRange') != -1) { p=test.indexOf(':');
min=test.substring(8,p); max=test.substring(p+1);

```

```

if (num<min || max<num) errors+="- '+nm+' must contain a number between '+min+' and
'+max+'.\n";

} } } else if (test.charAt(0) == 'R') errors += '- '+nm+' is required.\n'; }

} if (errors) alert("The following error(s) occurred:\n'+errors);

document.MM_returnValue = (errors == "");

}

function MM_jumpMenu(targ,selObj,restore){ //v3.0
eval(targ+".location='"+selObj.options[selObj.selectedIndex].value+"'");
if (restore) selObj.selectedIndex=0;
}


```

```

</div>

<!--heder end here-->

<ol class="breadcrumb">

<li class="breadcrumb-item"><a href="index.html">Home</a><i class="fa fa-angle-
right"></i>Update Page Data </li>

</ol>

<!--grid-->

<div class="grid-form">

<!-->

<div class="grid-form1">

<h3>Update Page Data</h3>

<?php if($error){ ?><div class="errorWrap"><strong>ERROR</strong>:<?php echo
htmlentities($error); ?> </div><?php }

else if($msg){ ?><div class="succWrap"><strong>SUCCESS</strong>:<?php echo
htmlentities($msg); ?> </div><?php } ?>

<div class="tab-content">

<div class="tab-pane active" id="horizontal-form">

<form class="form-horizontal" name="package" method="post" enctype="multipart/form-data">

<div class="form-group">

<label for="focusedinput" class="col-sm-2 control-label">Select page</label>

<div class="col-sm-8">

<select name="menu1" onChange="MM_jumpMenu('parent',this,0)">

<option value="" selected="selected" class="form-control">***Select One***</option>

<option value="manage-pages.php?type=terms">terms and condition</option>

<option value="manage-pages.php?type=privacy">privacy and policy</option>

<option value="manage-pages.php?type=aboutus">aboutus</option><option value="manage-
pages.php?type=contact">Contact us</option>

```

```
</select>
</div>
</div>
<div class="form-group">
<label for="focusedinput" class="col-sm-2 control-label">Selected Page</label>
<div class="col-sm-8">
<?php
switch($_GET['type'])
{
case "terms" :
echo "Terms and Conditions";
break;

case "privacy" :
echo "Privacy And Policy";
break;

case "aboutus" :
echo "About US";
break;

case "software" :
echo "Offers";
break;

case "aspnet" :
echo "Vission And MISSION";
break;
```

```
case "objectives" :
echo "Objectives";
break;

case "disclaimer" :
echo "Disclaimer";
break;

case "vbnet" :
echo "Partner With Us";
break;

case "candc" :
echo "Super Brand";
break;

case "contact" :
echo "Contact Us";
break;

default :
echo "";
break;}

?>

</div>

</div>

<div class="form-group">

<label for="focusedinput" class="col-sm-2 control-label">Package Details</label>

<div class="col-sm-8"><textarea class="form-control" rows="5" cols="50" name="pgedetails"
id="pgedetails" placeholder="Package Details" required>
```

```

<?php
$pagetype=$_GET['type'];
$sql = "SELECT detail from tblpages where type=:pagetype";
$query = $dbh -> prepare($sql);
$query->bindParam(':pagetype',$pagetype,PDO::PARAM_STR);
$query->execute();
$results=$query->fetchAll(PDO::FETCH_OBJ);
$cnt=1;
if($query->rowCount() > 0)
{
foreach($results as $result)
{
echo htmlentities($result->detail);
}}
?>
</textarea>
</div>
</div>
<div class="row">
<div class="col-sm-8 col-sm-offset-2">
<button type="submit" name="submit" value="Update" id="submit" class="btn-primary
btn">Update</button>
</div>
</div></div>
</form>

```

```
<div class="panel-footer">
</div>
</form>
</div>
</div>
<!--//grid-->
<!-- script-for sticky-nav -->
<script>
$(document).ready(function() {
var navoffset=$( ".header-main" ).offset().top;
$(window).scroll(function(){
var scrollpos=$(window).scrollTop();
if(scrollpos >=navoffset){
$( ".header-main" ).addClass("fixed");
}else{
$( ".header-main" ).removeClass("fixed");
}
});});
</script>
<!-- /script-for sticky-nav -->
<!--inner block start here-->
<div class="inner-block">
</div>
<!--inner block end here-->
<!--copy rights start here-->
```

```
<?php include('includes/footer.php');?>
<!--COPY rights end here-->
</div>
</div>
<!--//content-inner-->
<!--/sidebar-menu-->
<?php include('includes/sidebarmenu.php');?>
<div class="clearfix"></div>
</div>
<script>
var toggle = true;
$(".sidebar-icon").click(function() {
if (toggle)
{
$(".page-container").addClass("sidebar-collapsed").removeClass("sidebar-collapsed-back");
$("#menu span").css({"position":"absolute"});
}
else
{
$(".page-container").removeClass("sidebar-collapsed").addClass("sidebar-collapsed-back");
setTimeout(function() {
$("#menu span").css({"position":"relative"});
}, 400);
}
}
```

```
toggle = !toggle;
});
</script>
<!--js -->
<script src="js/jquery.nicescroll.js"></script>
<script src="js/scripts.js"></script>
<!-- Bootstrap Core JavaScript -->
<script src="js/bootstrap.min.js"></script>
<!-- /Bootstrap Core JavaScript -->
</body>
</html>
<?php } ?>
```

12.Update Packeges.php

```
<?php
session_start();
error_reporting(0);
include('includes/config.php');
if(strlen($_SESSION['alogin'])==0)
{
header('location:index.php');
}
else{
```

```

$pid=intval($_GET['pid']);
if(isset($_POST['submit']))
{
$name=$_POST['packagename'];
$type=$_POST['packagetype'];
$location=$_POST['packagelocation'];
$price=$_POST['packageprice'];
$features=$_POST['packagefeatures'];
$details=$_POST['packagedetails'];
$image=$_FILES["packageimage"]["name"];

$sql="update TblTourPackages set
PackageName=:pname,PackageType=:ptype,PackageLocation=:plocation,PackagePrice=:pprice,
PackageFetures=:pfeatures,PackageDetails=:pdetails where PackageId=:pid";

$query = $dbh->prepare($sql);

$query->bindParam(':pname',$name,PDO::PARAM_STR);

$query->bindParam(':ptype',$type,PDO::PARAM_STR);

$query->bindParam(':plocation',$location,PDO::PARAM_STR);

$query->bindParam(':pprice',$price,PDO::PARAM_STR);

$query->bindParam(':pfeatures',$features,PDO::PARAM_STR);

$query->bindParam(':pdetails',$details,PDO::PARAM_STR);

$query->bindParam(':pid',$pid,PDO::PARAM_STR);

$query->execute();

$msg="Package Updated Successfully";

}

?>

<!DOCTYPE HTML>

```

```
<html>
<head>
<title>TMS | Admin Package Creation</title>
<meta name="viewport" content="width=device-width, initial-scale=1">
<meta http-equiv="Content-Type" content="text/html; charset=utf-8" />
<meta name="keywords" content="Pooled Responsive web template, Bootstrap Web Templates,
Flat Web Templates, Android Compatible web template,
Smartphone Compatible web template, free webdesigns for Nokia, Samsung, LG, SonyEricsson,
Motorola web design" />
<script type="application/x-javascript"> addEventListener("load", function() {
setTimeout(hideURLbar, 0); }, false); function hideURLbar(){ window.scrollTo(0,1); }
</script>
<link href="css/bootstrap.min.css" rel='stylesheet' type='text/css' />
<link href="css/style.css" rel='stylesheet' type='text/css' />
<link rel="stylesheet" href="css/morris.css" type="text/css"/>
<link href="css/font-awesome.css" rel="stylesheet">
<script src="js/jquery-2.1.4.min.js"></script>
<link href="//fonts.googleapis.com/css?family=Roboto:700,500,300,100italic,100,400'
rel='stylesheet' type='text/css'/>
<link href="//fonts.googleapis.com/css?family=Montserrat:400,700' rel='stylesheet'
type='text/css'>
<link rel="stylesheet" href="css/icon-font.min.css" type='text/css' />
<style>
.errorWrap {
padding: 10px;
margin: 0 0 20px 0;
background: #fff;
```

```
border-left: 4px solid #dd3d36;
-webkit-box-shadow: 0 1px 1px 0 rgba(0,0,0,.1);
box-shadow: 0 1px 1px 0 rgba(0,0,0,.1);
}
.succWrap{
padding: 10px;
margin: 0 0 20px 0;
background: #fff;
border-left: 4px solid #5cb85c;
-webkit-box-shadow: 0 1px 1px 0 rgba(0,0,0,.1);
box-shadow: 0 1px 1px 0 rgba(0,0,0,.1);
}
</style>
```

```
</head>
```

```
<body>
```

```
<div class="page-container">
```

```
<!--/content-inner-->
```

```
<div class="left-content">
```

```
<div class="mother-grid-inner">
```

```
<!--header start here-->
```

```
<?php include('includes/header.php');?>
```

```
<div class="clearfix"> </div>
```

```
</div>
```

```
<!--heder end here-->
```

```

<ol class="breadcrumb">
<li class="breadcrumb-item"><a href="index.html">Home</a><i class="fa fa-angle-
right"></i>Update Tour Package </li>
</ol>
<!--grid-->
<div class="grid-form">
<!-->
<div class="grid-form1">
<h3>Update Package</h3>
<?php if($error){?><div class="errorWrap"><strong>ERROR</strong>:<?php echo
htmlentities($error); ?> </div><?php }
else if($msg){?><div class="succWrap"><strong>SUCCESS</strong>:<?php echo
htmlentities($msg); ?> </div><?php }?>
<div class="tab-content">
<div class="tab-pane active" id="horizontal-form">
<?php
$pid=intval($_GET['pid']);
$sql = "SELECT * from TblTourPackages where PackageId=:pid";
$query = $dbh -> prepare($sql);
$query -> bindParam(':pid', $pid, PDO::PARAM_STR);
$query->execute();
$results=$query->fetchAll(PDO::FETCH_OBJ);
$cnt=1;
if($query->rowCount() > 0)
{
foreach($results as $result)

```

```
{    ?>
<form class="form-horizontal" name="package" method="post" enctype="multipart/form-data">
<div class="form-group">
<label for="focusedinput" class="col-sm-2 control-label">Package Name</label>
<div class="col-sm-8">
<input type="text" class="form-control" name="packagename" id="packagename"
placeholder="Create Package" value="<?php echo htmlentities($result->PackageName);?>"
required>
</div>
</div>
<div class="form-group">
<label for="focusedinput" class="col-sm-2 control-label">Package Type</label>
<div class="col-sm-8">
<input type="text" class="form-control" name="packagetype" id="packagetype" placeholder="
Package Type eg- Family Package / Couple Package" value="<?php echo htmlentities($result-
>PackageType);?>" required>
</div>
</div>
<div class="form-group">
<label for="focusedinput" class="col-sm-2 control-label">Package Location</label>
<div class="col-sm-8">
<input type="text" class="form-control" name="packagelocation" id="packagelocation"
placeholder=" Package Location" value="<?php echo htmlentities($result-
>PackageLocation);?>" required>
</div>
</div>
<div class="form-group">
```

```
<label for="focusedinput" class="col-sm-2 control-label">Package Price in USD</label>
```

```
<div class="col-sm-8"><input type="text" class="form-control" name="packageprice" id="packageprice" placeholder=" Package Price is USD" value="<?php echo htmlentities($result->PackagePrice);?" required>
```

```
</div>
```

```
</div>
```

```
<div class="form-group">
```

```
<label for="focusedinput" class="col-sm-2 control-label">Package Features</label>
```

```
<div class="col-sm-8">
```

```
<input type="text" class="form-control" name="packagefeatures" id="packagefeatures" placeholder="Package Features Eg-free Pickup-drop facility" value="<?php echo htmlentities($result->PackageFetures);?" required>
```

```
</div>
```

```
</div>
```

```
<div class="form-group">
```

```
<label for="focusedinput" class="col-sm-2 control-label">Package Details</label>
```

```
<div class="col-sm-8">
```

```
<textarea class="form-control" rows="5" cols="50" name="packagedetails" id="packagedetails" placeholder="Package Details" required><?php echo htmlentities($result->PackageDetails);?></textarea>
```

```
</div>
```

```
</div>
```

```
<div class="form-group">
```

```
<label for="focusedinput" class="col-sm-2 control-label">Package Image</label>
```

```
<div class="col-sm-8">
```

```
&nbsp;&nbsp;&nbsp;&nbsp;<a href="change-image.php?imgid=<?php echo htmlentities($result->PackageId);?">Change Image</a>
```

```
</div>
</div>
<div class="form-group">
<label for="focusedinput" class="col-sm-2 control-label">Last Updation Date</label>
<div class="col-sm-8">
<?php echo htmlentities($result->UpdationDate);?>
</div>
</div>
<?php } } ?>
<div class="row">
<div class="col-sm-8 col-sm-offset-2">
<button type="submit" name="submit" class="btn-primary btn">Update</button>
</div>
</div>
</div>
</div>
</form>
<div class="panel-footer"></div>
</form>
</div>
</div>
<!--//grid-->
<!-- script-for sticky-nav -->
<script>
$(document).ready(function() {
var navoffset=$( ".header-main" ).offset().top;
```

```
$(window).scroll(function(){
var scrollpos=$(window).scrollTop();
if(scrollpos >=navoffset){
$(".header-main").addClass("fixed");
}else{
$(".header-main").removeClass("fixed");
}
});});
</script>
<!-- /script-for sticky-nav -->
<!--inner block start here-->
<div class="inner-block">
</div>
<!--inner block end here-->
<!--copy rights start here-->
<?php include('includes/footer.php');?>
<!--COPY rights end here-->
</div>
</div>
<!--//content-inner-->
<!--//sidebar-menu-->
<?php include('includes/sidebarmenu.php');?>
<div class="clearfix"></div>
</div>
<script>
```

```
var toggle = true;

$(".sidebar-icon").click(function() {
  if (toggle)
  {
    $(".page-container").addClass("sidebar-collapsed").removeClass("sidebar-collapsed-back");
    $("#menu span").css({"position":"absolute"});
  }
  else
  {
    $(".page-container").removeClass("sidebar-collapsed").addClass("sidebar-collapsed-back");
    setTimeout(function() {
      $("#menu span").css({"position":"relative"});
    }, 400);
  }
  toggle = !toggle;
});
</script>
<!--js -->
<script src="js/jquery.nicescroll.js"></script>
<script src="js/scripts.js"></script>
<!-- Bootstrap Core JavaScript -->
<script src="js/bootstrap.min.js"></script>
<!-- /Bootstrap Core JavaScript -->
</body>
</html>
```

```
<?php } ?>
```

13.Update Issue.php

```
<?php
session_start();
error_reporting(0);
include('includes/config.php');
if(strlen($_SESSION['alogin'])==0)
{
header('location:index.php');
}
else{
$iid=intval($_GET['iid']);
if(isset($_POST['submit2']))
{
$remark=$_POST['remark'];
$sql = "UPDATE tblissues SET AdminRemark=:remark WHERE id=:iid";
$query = $dbh->prepare($sql);
$query -> bindParam(':remark',$remark, PDO::PARAM_STR);
$query-> bindParam(':iid',$iid, PDO::PARAM_STR);
$query -> execute();
$msg="Remark successfully Updated";
}
?>
<script language="javascript" type="text/javascript">
```

```

function f2()
{
window.close();
}ser
function f3()
{
window.print();
}
</script>

<!DOCTYPE html PUBLIC "-//W3C//DTD XHTML 1.0 Transitional//EN"
"http://www.w3.org/TR/xhtml1/DTD/xhtml1-transitional.dtd">

<html xmlns="http://www.w3.org/1999/xhtml">

<head>

<meta http-equiv="Content-Type" content="text/html; charset=iso-8859-1" />

<title>Update Compliant</title>

<link href="style.css" rel="stylesheet" type="text/css" />

<link href="anuj.css" rel="stylesheet" type="text/css">

</head>

<body>

<div style="margin-left:50px;">

<form name="updateticket" id="updateticket" method="post">

<table width="100%" border="0" cellspacing="0" cellpadding="0">

<tr height="50">

<td colspan="2" class="fontkink2" style="padding-left:0px;"><div class="fontpink2">
<b>Update Remark !</b></div></td>

</tr><tr>

```

```

<td colspan="2" "> <?php if($error){ ?><div
class="errorWrap"><strong>ERROR</strong>:<?php echo htmlentities($error); ?> </div><?php
}

else if($msg){ ?><div class="succWrap"><strong>SUCCESS</strong>:<?php echo
htmlentities($msg); ?> </div><?php } ?></td>

</tr>

<tbody>

<?php

$sql = "SELECT * from tblissues where id=:iid";

$query = $dbh -> prepare($sql);

$query-> bindParam(':iid',$iid, PDO::PARAM_STR);

$query->execute();

$results=$query->fetchAll(PDO::FETCH_OBJ);

if($query->rowCount() > 0)

{

foreach($results as $result)

{

if($result->AdminRemark=="")

{

?>

<tr style="">

<td class="fontkink1" >Remark:</td>

<td class="fontkink" align="justify" ><span class="fontkink">

<textarea cols="50" rows="7" name="remark" required="required" ></textarea>

</span></td>

</tr>

```

```

<tr>
<td class="fontkink1">&nbsp;</td>
<td >&nbsp;</td>
</tr>
<tr>
<td class="fontkink"> </td>
<td class="fontkink"> <input type="submit" name="submit2" value="update" size="40"
style="cursor: pointer;" /></td>
</tr>
<?php } else { ?>
<tr>
<td class="fontkink1" ><b>Remark:</b></td>
<td class="fontkink" align="justify" ><?php echo htmlentities($result->AdminRemark);?></td>
</tr>
<tr>
<td class="fontkink1" ><b>Remark Date:</b></td>
<td class="fontkink" align="justify" ><?php echo htmlentities($result-
>AdminremarkDate);?></td>
</tr>
<?php }}} ?>
</table>
</form>
</div>
</body></html><?php } ?>

```

4.2 CODING

USER SIDE

1 Index.php

```
<?php
session_start();
error_reporting(0);
include('includes/config.php');
?>
<!DOCTYPE HTML>
<html>
<head>
<title>TMS | Road Less Travelled</title>
<meta name="viewport" content="width=device-width, initial-scale=1">
<meta http-equiv="Content-Type" content="text/html; charset=utf-8" />
<script type="applijewelleryion/x-javascript"> addEventListener("load", function() {
setTimeout(hideURLbar, 0); }, false); function hideURLbar(){ window.scrollTo(0,1); }
</script>
<link href="css/bootstrap.css" rel='stylesheet' type='text/css' />
<link href="css/style.css" rel='stylesheet' type='text/css' />
<link href="//fonts.googleapis.com/css?family=Open+Sans:400,700,600' rel='stylesheet'
type='text/css'>
<link href="//fonts.googleapis.com/css?family=Roboto+Condensed:400,700,300' rel='stylesheet'
type='text/css'>
<link href="//fonts.googleapis.com/css?family=Oswald' rel='stylesheet' type='text/css'>
<link href="css/font-awesome.css" rel="stylesheet">
<!-- Custom Theme files -->
```

```
<script src="js/jquery-1.12.0.min.js"></script>
<script src="js/bootstrap.min.js"></script>
<!--animate-->
<link href="css/animate.css" rel="stylesheet" type="text/css" media="all">
<script src="js/wow.min.js"></script>
<script>
new WOW().init();
</script>
<!--//end-animate-->
</head>
<body>
<?php include('includes/header.php');?>
<div class="banner">
<div class="container">
<h1 class="wow zoomIn animated animated" data-wow-delay=".5s" style="visibility: visible;
animation-delay: 0.5s; animation-name: zoomIn;"> Road Less Travelled</h1>
</div>
</div>
<!-- rupes ---->
<div class="container">
<div class="rupes">
<div class="col-md-4 rupes-left wow fadeInDown animated animated" data-wow-delay=".5s"
style="visibility: visible; animation-delay: 0.5s; animation-name: fadeInDown;">
<div class="rup-left">
<a href="offers.html"><i class="fa fa-usd"></i></a>
</div>
```

```
<div class="rup-rgt">
<h3>UP TO INR. 50 OFF</h3>
<h4><a href="offers.html">TRAVEL SMART</a></h4></div>
<div class="clearfix"></div>
</div>
<div class="col-md-4 rupes-left wow fadeInDown animated animated" data-wow-delay=".5s"
style="visibility: visible; animation-delay: 0.5s; animation-name: fadeInDown;">
<div class="rup-left">
<a href="offers.html"><i class="fa fa-h-square"></i></a>
</div>
<div class="rup-rgt">
<h3>UP TO 70% OFF</h3>
<h4><a href="offers.html">ON HOTELS ACROSS WORLD</a></h4>
</div>
<div class="clearfix"></div>
</div>
<div class="col-md-4 rupes-left wow fadeInDown animated animated" data-wow-delay=".5s"
style="visibility: visible; animation-delay: 0.5s; animation-name: fadeInDown;">
<div class="rup-left">
<a href="offers.html"><i class="fa fa-mobile"></i></a>
</div>
<div class="rup-rgt">
<h3>FLAT INR. 50 OFF</h3>
<h4><a href="offers.html">USE APP OFFER</a></h4>
</div>
<div class="clearfix"></div>
```

```

</div>
</div>
</div>
<!-- /rupes ---->
<!--holiday---->
<div class="container">
<div class="holiday">
<h3>Package List</h3>
<?php $sql = "SELECT * from tbltourpackages order by rand() limit 4";
$query = $dbh->prepare($sql);
$query->execute();
$results=$query->fetchAll(PDO::FETCH_OBJ);
$cnt=1;
if($query->rowCount() > 0)
{
foreach($results as $result)
{
?>
<div class="row-btm">
<div class="col-md-3 room-left wow fadeInLeft animated" data-wow-delay=".5s">

</div>
<div class="col-md-6 room-midle wow fadeInUp animated" data-wow-delay=".5s">
<h4>Package Name: <?php echo htmlentities($result->PackageName);?></h4>
<h6>Package Type : <?php echo htmlentities($result->PackageType);?></h6>

```

```
<p><b>Package Location :</b> <?php echo htmlentities($result->PackageLocation);?></p>
<p><b>Features</b> <?php echo htmlentities($result->PackageFetures);?></p>
</div>
<div class="col-md-3 room-right wow fadeInRight animated" data-wow-delay=".5s">
<h5>inr <?php echo htmlentities($result->PackagePrice);?></h5>
<a href="package-details.php?pkgid=<?php echo htmlentities($result->PackageId);?>"
class="view">Details</a>
</div>
<div class="clearfix"></div>
</div>
<?php } } ?>
<div><a href="package-list.php" class="view">View More Packages</a></div>
</div>
<div class="clearfix"></div>
</div>
<!-- routes ---->
<div class="routes">
<div class="container">
<div class="col-md-4 routes-left wow fadeInRight animated" data-wow-delay=".5s">
<div class="rou-left">
<a href="#"><i class="glyphicon glyphicon-list-alt"></i></a>
</div>
<div class="rou-rgt wow fadeInDown animated" data-wow-delay=".5s">
<h3>80000</h3>
<p>Enquiries</p>
```

```
</div>
<div class="clearfix"></div>
</div>
<div class="col-md-4 routes-left">
<div class="rou-left">
<a href="#"><i class="fa fa-user"></i></a>
</div>
<div class="rou-rgt">
<h3>1900</h3>
<p>Regestered users</p>
</div>
<div class="clearfix"></div>
</div>
<div class="col-md-4 routes-left wow fadeInRight animated" data-wow-delay=".5s">
<div class="rou-left">
<a href="#"><i class="fa fa-ticket"></i></a>
</div>
<div class="rou-rgt">
<h3>7,00,00,000+</h3>
<p>Booking</p>
</div>
<div class="clearfix"></div>
</div>
<div class="clearfix"></div>
</div>
```

```
</div>
<?php include('includes/footer.php');?>
<!-- signup -->
<?php include('includes/signup.php');?>
<!-- //signu -->
<!-- signin -->
<?php include('includes/signin.php');?>
<!-- //signin -->
<!-- write us -->
<?php include('includes/write-us.php');?>
<!-- //write us -->
</body>
</html>
```

1. Change password.php

```
<?php
session_start();
error_reporting(0);
include('includes/config.php');
if(strlen($_SESSION['login'])==0)
{
header('location:index.php');
}
```

```

else{
if(isset($_POST['submit5']))
{
$password=md5($_POST['password']);
$newpassword=md5($_POST['newpassword']);
$email=$_SESSION['login'];
$sql ="SELECT Password FROM tblusers WHERE EmailId=:email and Password=:password";
$query= $dbh -> prepare($sql);
$query-> bindParam(':email', $email, PDO::PARAM_STR);
$query-> bindParam(':password', $password, PDO::PARAM_STR);
$query-> execute();
$results = $query -> fetchAll(PDO::FETCH_OBJ);
if($query -> rowCount() > 0)
{
$con="update tblusers set Password=:newpassword where EmailId=:email";
$chngpwd1 = $dbh->prepare($con);
$chngpwd1-> bindParam(':email', $email, PDO::PARAM_STR);
$chngpwd1-> bindParam(':newpassword', $newpassword, PDO::PARAM_STR);
$chngpwd1->execute();
$msg="Your Password succesfully changed";
}
else {
$error="Your current password is wrong";
}
}
}

```

```
?>
<!DOCTYPE HTML>
<html>
<head>
<title>TMS | Tourism Management System</title>
<meta name="viewport" content="width=device-width, initial-scale=1">
<meta http-equiv="Content-Type" content="text/html; charset=utf-8" />
<meta name="keywords" content="Tourism Management System In PHP" />
<script type="applijewelleryion/x-javascript"> addEventListener("load", function() {
setTimeout(hideURLbar, 0); }, false); function hideURLbar(){ window.scrollTo(0,1); }
</script>
<link href="css/bootstrap.css" rel='stylesheet' type='text/css' />
<link href="css/style.css" rel='stylesheet' type='text/css' />
<link href="//fonts.googleapis.com/css?family=Open+Sans:400,700,600" rel='stylesheet'
type='text/css'>
<link href="//fonts.googleapis.com/css?family=Roboto+Condensed:400,700,300" rel='stylesheet'
type='text/css'>
<link href="//fonts.googleapis.com/css?family=Oswald" rel='stylesheet' type='text/css'>
<link href="css/font-awesome.css" rel="stylesheet">
<!-- Custom Theme files -->
<script src="js/jquery-1.12.0.min.js"></script>
<script src="js/bootstrap.min.js"></script>
<!--animate-->
<link href="css/animate.css" rel="stylesheet" type="text/css" media="all">
<script src="js/wow.min.js"></script>
<script>
new WOW().init();
```

```
</script>
<script type="text/javascript">
function valid()
{
if(document.chngpwd.newpassword.value!= document.chngpwd.confirmpassword.value)
{
alert("New Password and Confirm Password Field do not match !!");
document.chngpwd.confirmpassword.focus();
return false;
}
return true;
}
</script>
<style>
.errorWrap {
padding: 10px;
margin: 0 0 20px 0;
background: #fff;
border-left: 4px solid #dd3d36;
-webkit-box-shadow: 0 1px 1px 0 rgba(0,0,0,.1);
box-shadow: 0 1px 1px 0 rgba(0,0,0,.1);
}
.succWrap{
padding: 10px;
margin: 0 0 20px 0;
```

```

background: #fff;
border-left: 4px solid #5cb85c;
-webkit-box-shadow: 0 1px 1px 0 rgba(0,0,0,.1);
box-shadow: 0 1px 1px 0 rgba(0,0,0,.1);
}
</style>
</head>
<body>
<!-- top-header -->
<div class="top-header">
<?php include('includes/header.php');?>
<div class="banner-1 ">
<div class="container">
<h1 class="wow zoomIn animated animated" data-wow-delay=".5s" style="visibility: visible;
animation-delay: 0.5s; animation-name: zoomIn;">TMS-Tourism Management System</h1>
</div>
</div>
<!-- /banner-1 ---->
<!-- privacy ---->
<div class="privacy">
<div class="container">
<h3 class="wow fadeInDown animated animated" data-wow-delay=".5s" style="visibility:
visible; animation-delay: 0.5s; animation-name: fadeInDown;">Change Password</h3>
<form name="chngpwd" method="post" onSubmit="return valid();">
<?php if($error){?><div class="errorWrap"><strong>ERROR</strong>:<?php echo
htmlentities($error); ?> </div><?php }

```

```
else if($msg){ ?><div class="succWrap"><strong>SUCCESS</strong>:<?php echo  
htmlentities($msg); ?> </div><?php } ?>
```

```
<p style="width: 350px;">
```

```
<b>Current Password</b> <input type="password" name="password" class="form-control"  
id="exampleInputPassword1" placeholder="Current Password" required="">
```

```
</p>
```

```
<p style="width: 350px;">
```

```
<b>New Password</b>
```

```
<input type="password" class="form-control" name="newpassword" id="newpassword"  
placeholder="New Password" required="">
```

```
</p>
```

```
<p style="width: 350px;">
```

```
<b>Confirm Password</b>
```

```
<input type="password" class="form-control" name="confirmpassword" id="confirmpassword"  
placeholder="Confrim Password" required="">
```

```
</p>
```

```
<p style="width: 350px;">
```

```
<button type="submit" name="submit5" class="btn-primary btn">Change</button>
```

```
</p>
```

```
</form>
```

```
</div>
```

```
</div>
```

```
<!-- /privacy ---->
```

```
<!-- footer-top ---->
```

```
<!-- /footer-top ---->
```

```
<?php include('includes/footer.php');?>
```

```
<!-- signup -->
```

```
<?php include('includes/signup.php');?>
<!-- //signu -->
<!-- signin -->
<?php include('includes/signin.php');?>
<!-- //signin -->
<!-- write us -->
<?php include('includes/write-us.php');?>
</body>
</html>
<?php } ?>
```

2. Check availability.php

```
<?php
require_once("includes/config.php");

// code admin email availability
if(!empty($_POST["emailid"])) {
$email= $_POST["emailid"];

if (filter_var($email, FILTER_VALIDATE_EMAIL)===false) {
echo "error : You did not enter a valid email.";
}
else {
$sql ="SELECT EmailId FROM tblusers WHERE EmailId=:email";

$query= $dbh -> prepare($sql);

$query-> bindParam(':email', $email, PDO::PARAM_STR);
```

```

$query-> execute();
$results = $query -> fetchAll(PDO::FETCH_OBJ);
$cnt=1;
if($query -> rowCount() > 0)
{
echo "<span style='color:red'> Email already exists .</span>";
echo "<script>$('#submit').prop('disabled',true);</script>";
} else{
echo "<span style='color:green'> Email available for Registration .</span>";
echo "<script>$('#submit').prop('disabled',false);</script>";
}
}
}
?>

```

3. Enquiry.php

```

<?php
session_start();
error_reporting(0);
include('includes/config.php');
if(isset($_POST['submit1']))
{
$name=$_POST['fname'];
$email=$_POST['email'];

```

```

$mobile=$_POST['mobileno'];
$subject=$_POST['subject'];
$description=$_POST['description'];
$sql="INSERT INTO tblenquiry(FullName,EmailId,MobileNumber,Subject,Description)
VALUES(:fname,:email,:mobile,:subject,:description)";
$query = $dbh->prepare($sql);
$query->bindParam(':fname',$fname,PDO::PARAM_STR);
$query->bindParam(':email',$email,PDO::PARAM_STR);
$query->bindParam(':mobile',$mobile,PDO::PARAM_STR);
$query->bindParam(':subject',$subject,PDO::PARAM_STR);
$query->bindParam(':description',$description,PDO::PARAM_STR);
$query->execute();
$lastInsertId = $dbh->lastInsertId();
if($lastInsertId)
{
$msg="Enquiry Successfully submitted";
}
else
{
$error="Something went wrong. Please try again";
}}
?>
<!DOCTYPE HTML>
<html>
<head>

```

```
<title>TMS | Road Less Travelled</title>

<meta name="viewport" content="width=device-width, initial-scale=1">

<meta http-equiv="Content-Type" content="text/html; charset=utf-8" />

<meta name="keywords" content="Tourism Management System In PHP" />

<script type="applijewelleryion/x-javascript"> addEventListener("load", function() {
setTimeout(hideURLbar, 0); }, false); function hideURLbar(){ window.scrollTo(0,1); }
</script>

<link href="css/bootstrap.css" rel='stylesheet' type='text/css' />

<link href="css/style.css" rel='stylesheet' type='text/css' />

<link href="//fonts.googleapis.com/css?family=Open+Sans:400,700,600" rel='stylesheet'
type='text/css'>

<link href="//fonts.googleapis.com/css?family=Roboto+Condensed:400,700,300" rel='stylesheet'
type='text/css'>

<link href="//fonts.googleapis.com/css?family=Oswald" rel='stylesheet' type='text/css'>

<link href="css/font-awesome.css" rel="stylesheet">

<!-- Custom Theme files -->

<script src="js/jquery-1.12.0.min.js"></script>

<script src="js/bootstrap.min.js"></script>

<!--animate-->

<link href="css/animate.css" rel="stylesheet" type="text/css" media="all">

<script src="js/wow.min.js"></script>

<script>

new WOW().init();

</script>

<style>

.errorWrap {

padding: 10px;
```

```
margin: 0 0 20px 0;
background: #fff;
border-left: 4px solid #dd3d36;
-webkit-box-shadow: 0 1px 1px 0 rgba(0,0,0,.1);
box-shadow: 0 1px 1px 0 rgba(0,0,0,.1);
}
.succWrap{
padding: 10px;
margin: 0 0 20px 0;
background: #fff;
border-left: 4px solid #5cb85c;
-webkit-box-shadow: 0 1px 1px 0 rgba(0,0,0,.1);
box-shadow: 0 1px 1px 0 rgba(0,0,0,.1);
}
</style>
</head>
<body>
<!-- top-header -->
<div class="top-header">
<?php include('includes/header.php');?>
<div class="banner-1 ">
<div class="container">
<h1 class="wow zoomIn animated animated" data-wow-delay=".5s" style="visibility: visible;
animation-delay: 0.5s; animation-name: zoomIn;">Road Less Travelled</h1>
</div>
```

```

</div>
<!-- /banner-1 ---->
<!-- privacy ---->
<div class="privacy">
<div class="container">
<h3 class="wow fadeInDown animated animated" data-wow-delay=".5s" style="visibility:
visible; animation-delay: 0.5s; animation-name: fadeInDown;">Enquiry Form Password</h3>
<form name="enquiry" method="post">
<?php if($error){ ?><div class="errorWrap"><strong>ERROR</strong><?php echo
htmlentities($error); ?> </div><?php }
else if($msg){ ?><div class="succWrap"><strong>SUCCESS</strong><?php echo
htmlentities($msg); ?> </div><?php } ?>
<p style="width: 350px;">
<b>Full name</b> <input type="text" name="fname" class="form-control" id="fname"
placeholder="Full Name" required="">
</p>
<p style="width: 350px;">
<b>Email</b> <input type="email" name="email" class="form-control" id="email"
placeholder="Valid Email id" required="">
</p>
<p style="width: 350px;">
<b>Mobile No</b> <input type="text" name="mobilenno" class="form-control" id="mobilenno"
maxlength="10" placeholder="10 Digit mobile No" required="">
</p>
<p style="width: 350px;">
<b>Subject</b> <input type="text" name="subject" class="form-control" id="subject"
placeholder="Subject" required="">
</p>

```

```
<p style="width: 350px;">
<b>Description</b> <textarea name="description" class="form-control" rows="6" cols="50"
id="description" placeholder="Description" required=""></textarea>
</p>
<p style="width: 350px;">
<button type="submit" name="submit1" class="btn-primary btn">Submit</button>
</p>
</form>
</div>
</div>
<!-- /privacy ---->
<!-- footer-top ---->
<!-- /footer-top ---->
<?php include('includes/footer.php');?>
<!-- signup -->
<?php include('includes/signup.php');?>
<!-- //signu -->
<!-- signin -->
<?php include('includes/signin.php');?>
<!-- //signin -->
<!-- write us -->
<?php include('includes/write-us.php');?>
</body>
</html>
```

4. Forgot password.php

```
<?php
session_start();
error_reporting(0);
include('includes/config.php');
if(isset($_POST['submit50']))
{
$email=$_POST['email'];
$mobile=$_POST['mobile'];
$newpassword=md5($_POST['newpassword']);
$sql ="SELECT EmailId FROM tblusers WHERE EmailId=:email and
MobileNumber=:mobile";
$query= $dbh -> prepare($sql);
$query-> bindParam(':email', $email, PDO::PARAM_STR);
$query-> bindParam(':mobile', $mobile, PDO::PARAM_STR);
$query-> execute();
$results = $query -> fetchAll(PDO::FETCH_OBJ);
if($query -> rowCount() > 0)
{
$con="update tblusers set Password=:newpassword where EmailId=:email and
MobileNumber=:mobile";
$chngpwd1 = $dbh->prepare($con);
$chngpwd1-> bindParam(':email', $email, PDO::PARAM_STR);
$chngpwd1-> bindParam(':mobile', $mobile, PDO::PARAM_STR);
$chngpwd1-> bindParam(':newpassword', $newpassword, PDO::PARAM_STR);
```

```
$chngpwd1->execute();
$msgg="Your Password succesfully changed";
}
else {
$error="Email id or Mobile no is invalid";
}
}?)>
<!DOCTYPE HTML>
<html>
<head>
<title>TMS | Tourism Management System</title>
<meta name="viewport" content="width=device-width, initial-scale=1">
<meta http-equiv="Content-Type" content="text/html; charset=utf-8" />
<meta name="keywords" content="Tourism Management System In PHP" />
<script type="applijewelleryion/x-javascript"> addEventListener("load", function() {
setTimeout(hideURLbar, 0); }, false); function hideURLbar(){ window.scrollTo(0,1); }
</script>
<link href="css/bootstrap.css" rel='stylesheet' type='text/css' />
<link href="css/style.css" rel='stylesheet' type='text/css' />
<link href="//fonts.googleapis.com/css?family=Open+Sans:400,700,600" rel='stylesheet'
type='text/css'>
<link href="//fonts.googleapis.com/css?family=Roboto+Condensed:400,700,300" rel='stylesheet'
type='text/css'>
<link href="//fonts.googleapis.com/css?family=Oswald" rel='stylesheet' type='text/css'>
<link href="css/font-awesome.css" rel="stylesheet">
<!-- Custom Theme files -->
<script src="js/jquery-1.12.0.min.js"></script>
```

```
<script src="js/bootstrap.min.js"></script>
<!--animate-->
<link href="css/animate.css" rel="stylesheet" type="text/css" media="all">
<script src="js/wow.min.js"></script>
<script>
new WOW().init();
</script>
<script type="text/javascript">
function valid()
{
if(document.chngpwd.newpassword.value!= document.chngpwd.confirmpassword.value)
{
alert("New Password and Confirm Password Field do not match !!");
document.chngpwd.confirmpassword.focus();
return false;
}
return true;
}
</script>
<style>
.errorWrap {
padding: 10px;
margin: 0 0 20px 0;
background: #fff;
border-left: 4px solid #dd3d36;
```

```
-webkit-box-shadow: 0 1px 1px 0 rgba(0,0,0,.1);
box-shadow: 0 1px 1px 0 rgba(0,0,0,.1);
}
.succWrap{
padding: 10px;
margin: 0 0 20px 0;
background: #fff;
border-left: 4px solid #5cb85c;
-webkit-box-shadow: 0 1px 1px 0 rgba(0,0,0,.1);
box-shadow: 0 1px 1px 0 rgba(0,0,0,.1);
}
</style>
</head>
<body>
<!-- top-header -->
<div class="top-header">
<?php include('includes/header.php');?>
<div class="banner-1 ">
<div class="container">
<h1 class="wow zoomIn animated animated" data-wow-delay=".5s" style="visibility: visible;
animation-delay: 0.5s; animation-name: zoomIn;">Road Less Travelled</h1>
</div>
</div>
<!-- /banner-1 ---->
<!-- privacy ---->
```

```
<div class="privacy">
<div class="container">
<h3 class="wow fadeInDown animated animated" data-wow-delay=".5s" style="visibility:
visible; animation-delay: 0.5s; animation-name: fadeInDown;">Recover Password</h3>
<form name="chngpwd" method="post" onSubmit="return valid();">
<?php if($error){ ?><div class="errorWrap"><strong>ERROR</strong>:<?php echo
htmlentities($error); ?> </div><?php }
else if($msg){ ?><div class="succWrap"><strong>SUCCESS</strong>:<?php echo
htmlentities($msg); ?> </div><?php }?>
<p style="width: 350px;">
<b>Email id</b> <input type="email" name="email" class="form-control" id="email"
placeholder="Reg Email id" required="">
</p>
<p style="width: 350px;">
<b>Mobile No</b> <input type="text" name="mobile" class="form-control" id="mobile"
placeholder="Reg Mobile no" required="">
</p>
<p style="width: 350px;">
<b>New Password</b>
<input type="password" class="form-control" name="newpassword" id="newpassword"
placeholder="New Password" required="">
</p>
<p style="width: 350px;">
<b>Confirm Password</b>
<input type="password" class="form-control" name="confirmpassword" id="confirmpassword"
placeholder="Confrim Password" required="">
</p>
<p style="width: 350px;">
```

```
<button type="submit" name="submit50" class="btn-primary btn">Change</button>
</p>
</form>
</div>
</div>
<!-- /privacy ---->
<!-- footer-top ---->
<!-- /footer-top ---->
<?php include('includes/footer.php');?>
<!-- signup -->
<?php include('includes/signup.php');?>
<!-- //signu -->
<!-- signin -->
<?php include('includes/signin.php');?>
<!-- //signin -->
<!-- write us -->
<?php include('includes/write-us.php');?>
</body>
</html>
```

5. Tickets.php

```
<?php
session_start();
error_reporting(0);
include('includes/config.php');
if(strlen($_SESSION['login'])==0)
{
header('location:index.php');
}
else{
?>
<!DOCTYPE HTML>
<html>
<head>
<title>TMS | Tourism Management System</title>
<meta name="viewport" content="width=device-width, initial-scale=1">
<meta http-equiv="Content-Type" content="text/html; charset=utf-8" />
<meta name="keywords" content="Tourism Management System In PHP" />
<script type="applijewelleryion/x-javascript"> addEventListener("load", function() {
setTimeout(hideURLbar, 0); }, false); function hideURLbar(){ window.scrollTo(0,1); }
</script>
<link href="css/bootstrap.css" rel='stylesheet' type='text/css' />
<link href="css/style.css" rel='stylesheet' type='text/css' />
<link href="//fonts.googleapis.com/css?family=Open+Sans:400,700,600" rel='stylesheet'
type='text/css'>
```

```
<link href='//fonts.googleapis.com/css?family=Roboto+Condensed:400,700,300' rel='stylesheet' type='text/css'>
```

```
<link href='//fonts.googleapis.com/css?family=Oswald' rel='stylesheet' type='text/css'>
```

```
<link href="css/font-awesome.css" rel="stylesheet">
```

```
<!-- Custom Theme files -->
```

```
<script src="js/jquery-1.12.0.min.js"></script>
```

```
<script src="js/bootstrap.min.js"></script>
```

```
<!--animate-->
```

```
<link href="css/animate.css" rel="stylesheet" type="text/css" media="all">
```

```
<script src="js/wow.min.js"></script>
```

```
<script>
```

```
new WOW().init();
```

```
</script>
```

```
<style>
```

```
.errorWrap {
```

```
padding: 10px;
```

```
margin: 0 0 20px 0;
```

```
background: #fff;
```

```
border-left: 4px solid #dd3d36;
```

```
-webkit-box-shadow: 0 1px 1px 0 rgba(0,0,0,.1);
```

```
box-shadow: 0 1px 1px 0 rgba(0,0,0,.1);
```

```
}
```

```
.succWrap{
```

```
padding: 10px;
```

```
margin: 0 0 20px 0;
```

```

background: #fff;
border-left: 4px solid #5cb85c;
-webkit-box-shadow: 0 1px 1px 0 rgba(0,0,0,.1);
box-shadow: 0 1px 1px 0 rgba(0,0,0,.1);
}
</style>
</head>
<body>
<!-- top-header -->
<div class="top-header">
<?php include('includes/header.php');?>
<div class="banner-1 ">
<div class="container">
<h1 class="wow zoomIn animated animated" data-wow-delay=".5s" style="visibility: visible;
animation-delay: 0.5s; animation-name: zoomIn;">TMS-Tourism Management System</h1>
</div>
</div>
<!-- /banner-1 ---->
<!-- privacy ---->
<div class="privacy">
<div class="container">
<h3 class="wow fadeInDown animated animated" data-wow-delay=".5s" style="visibility:
visible; animation-delay: 0.5s; animation-name: fadeInDown;">Issue Tickets</h3>
<form name="chngpwd" method="post" onSubmit="return valid();">
<?php if($error){?><div class="errorWrap"><strong>ERROR</strong>:<?php echo
htmlentities($error); ?> </div><?php }

```

```
else if($msg){ ?><div class="succWrap"><strong>SUCCESS</strong>:<?php echo  
htmlentities($msg); ?> </div><?php } ?>
```

```
<p>
```

```
<table border="1" width="100%">
```

```
<tr align="center">
```

```
<th>#</th>
```

```
<th>Ticket Id</th>
```

```
<th>Issue</th>
```

```
<th>Description</th>
```

```
<th>Admin Remark</th>
```

```
<th>Reg Date</th>
```

```
<th>Remark date</th>
```

```
</tr>
```

```
<?php
```

```
$uemail=$_SESSION['login'];
```

```
$sql = "SELECT * from tblissues where UserEmail=:uemail";
```

```
$query = $dbh->prepare($sql);
```

```
$query -> bindParam(':uemail', $uemail, PDO::PARAM_STR);
```

```
$query->execute();
```

```
$results=$query->fetchAll(PDO::FETCH_OBJ);
```

```
$cnt=1;
```

```
if($query->rowCount() > 0)
```

```
{
```

```
foreach($results as $result)
```

```

{
?>
<tr align="center">
<td ><?php echo htmlentities($cnt);?></td>
<td width="100">#TKT-<?php echo htmlentities($result->id);?></td>
<td><?php echo htmlentities($result->Issue);?></td>
<td width="300"><?php echo htmlentities($result->Description);?></td>
<td><?php echo htmlentities($result->AdminRemark);?></td>
<td width="100"><?php echo htmlentities($result->PostingDate);?></td>
<td width="100"><?php echo htmlentities($result->AdminremarkDate);?></td>
</tr>
<?php $cnt=$cnt+1; }} ?>
</table>
</p>
</form>
</div>
</div>
<!-- /privacy ---->
<!-- footer-top ---->
<!-- /footer-top ---->
<?php include('includes/footer.php');?>
<!-- signup -->
<?php include('includes/signup.php');?>
<!-- //signu -->
<!-- signin -->
<?php include('includes/signin.php');?>

```

```
<!-- //signin -->
<!-- write us -->
<?php include('includes/write-us.php');?>
</body>
</html>
<?php } ?>
```

6. Logout.php

```
<?php
session_start();
$_SESSION = array();
if (ini_get("session.use_cookies")) {
$params = session_get_cookie_params();
setcookie(session_name(), "", time() - 60*60,
$params["path"], $params["domain"],
$params["secure"], $params["httponly"]
);
}
unset($_SESSION['login']);
session_destroy(); // destroy session
header("location:index.php");
?>
```

7. Package Details.php

```
<?php
session_start();
error_reporting(0);
include('includes/config.php');
if(isset($_POST['submit2']))
{
$pid=intval($_GET['pkgid']);
$useremail=$_SESSION['login'];
$fromdate=$_POST['fromdate'];
$todate=$_POST['todate'];
$comment=$_POST['comment'];
$status=0;

$sql="INSERT INTO tblbooking(PackageId,UserEmail,FromDate,ToDate,Comment,status)
VALUES(:pid,:useremail,:fromdate,:todate,:comment,:status)";

$query = $dbh->prepare($sql);
$query->bindParam(':pid',$pid,PDO::PARAM_STR);
$query->bindParam(':useremail',$useremail,PDO::PARAM_STR);
$query->bindParam(':fromdate',$fromdate,PDO::PARAM_STR);
$query->bindParam(':todate',$todate,PDO::PARAM_STR);
$query->bindParam(':comment',$comment,PDO::PARAM_STR);
$query->bindParam(':status',$status,PDO::PARAM_STR);
$query->execute();
$lastInsertId = $dbh->lastInsertId();
```

```
if($lastInsertId)
{
$msg="Booked Successfully";
}
else
{
$error="Something went wrong. Please try again";
}
}
?>

<!DOCTYPE HTML>

<html>

<head>

<title>TMS | Package Details</title>

<meta name="viewport" content="width=device-width, initial-scale=1">

<meta http-equiv="Content-Type" content="text/html; charset=utf-8" />

<script type="applijewelleryion/x-javascript"> addEventListener("load", function() {
setTimeout(hideURLbar, 0); }, false); function hideURLbar(){ window.scrollTo(0,1); }
</script>

<link href="css/bootstrap.css" rel='stylesheet' type='text/css' />

<link href="css/style.css" rel='stylesheet' type='text/css' />

<link href="//fonts.googleapis.com/css?family=Open+Sans:400,700,600" rel='stylesheet'
type='text/css'>

<link href="//fonts.googleapis.com/css?family=Roboto+Condensed:400,700,300" rel='stylesheet'
type='text/css'>

<link href="//fonts.googleapis.com/css?family=Oswald" rel='stylesheet' type='text/css'>

<link href="css/font-awesome.css" rel="stylesheet">
```

```
<!-- Custom Theme files -->
<script src="js/jquery-1.12.0.min.js"></script>
<script src="js/bootstrap.min.js"></script>
<!--animate-->
<link href="css/animate.css" rel="stylesheet" type="text/css" media="all">
<script src="js/wow.min.js"></script>
<link rel="stylesheet" href="css/jquery-ui.css" />
<script>
new WOW().init();
</script>
<script src="js/jquery-ui.js"></script>
<script>
$(function() {
$( "#datepicker,#datepicker1" ).datepicker();
});
</script>
<style>
.errorWrap {
padding: 10px;
margin: 0 0 20px 0;
background: #fff;
border-left: 4px solid #dd3d36;
-webkit-box-shadow: 0 1px 1px 0 rgba(0,0,0,.1);
box-shadow: 0 1px 1px 0 rgba(0,0,0,.1);
}

```

```

.succWrap{
padding: 10px;
margin: 0 0 20px 0;
background: #fff;
border-left: 4px solid #5cb85c;
-webkit-box-shadow: 0 1px 1px 0 rgba(0,0,0,.1);
box-shadow: 0 1px 1px 0 rgba(0,0,0,.1);
}
</style>
</head>
<body>
<!-- top-header -->
<?php include('includes/header.php');?>
<div class="banner-3">
<div class="container">
<h1 class="wow zoomIn animated animated" data-wow-delay=".5s" style="visibility: visible;
animation-delay: 0.5s; animation-name: zoomIn;"> TMS -Package Details</h1>
</div>
</div>
<!-- /banner ---->
<!-- selectroom ---->
<div class="selectroom">
<div class="container">
<?php if($error){?><div class="errorWrap"><strong>ERROR</strong>:<?php echo
htmlentities($error); ?> </div><?php }

```

```

else if($msg){ ?><div class="succWrap"><strong>SUCCESS</strong><?php echo
htmlentities($msg); ?> </div><?php } ?>

<?php

$pid=intval($_GET['pkgid']);

$sql = "SELECT * from tbltourpackages where PackageId=:pid";

$query = $dbh->prepare($sql);

$query -> bindParam(':pid', $pid, PDO::PARAM_STR);

$query->execute();

$results=$query->fetchAll(PDO::FETCH_OBJ);

$cnt=1;

if($query->rowCount() > 0)
{
foreach($results as $result)
{
?>

<form name="book" method="post">

<div class="selectroom_top">

<div class="col-md-4 selectroom_left wow fadeInLeft animated" data-wow-delay=".5s">



</div>

<div class="col-md-8 selectroom_right wow fadeInRight animated" data-wow-delay=".5s">

<h2><?php echo htmlentities($result->PackageName);?></h2>

<p class="dow">#PKG-<?php echo htmlentities($result->PackageId);?></p>

<p><b>Package Type :</b> <?php echo htmlentities($result->PackageType);?></p>

<p><b>Package Location :</b> <?php echo htmlentities($result->PackageLocation);?></p>

```

```
<p><b>Features</b> <?php echo htmlentities($result->PackageFetures);?></p>
<div class="ban-bottom">
<div class="bnr-right">
<label class="inputLabel">From</label>
<input class="date" id="datepicker" type="text" placeholder="dd-mm-yyyy" name="fromdate"
required="">
</div>
<div class="bnr-right">
<label class="inputLabel">To</label>
<input class="date" id="datepicker1" type="text" placeholder="dd-mm-yyyy" name="todate"
required="">
</div>
</div>
<div class="clearfix"></div>
<div class="grand">
<p>Grand Total</p>
<h3>INR.800</h3>
</div>
</div>
<h3>Package Details</h3>
<p style="padding-top: 1%"><?php echo htmlentities($result->PackageDetails);?> </p>
<div class="clearfix"></div>
</div>
<div class="selectroom_top">
<h2>Travels</h2>
```

```
<div class="selectroom-info animated wow fadeInUp animated" data-wow-duration="1200ms" data-wow-delay="500ms" style="visibility: visible; animation-duration: 1200ms; animation-delay: 500ms; animation-name: fadeInUp; margin-top: -70px">
```

```
<ul>
```

```
<li class="spe">
```

```
<label class="inputLabel">Comment</label>
```

```
<input class="special" type="text" name="comment" required="">
```

```
</li>
```

```
<?php if($_SESSION['login'])
```

```
{?>
```

```
<li class="spe" align="center">
```

```
<button type="submit" name="submit2" class="btn-primary btn">Book</button>
```

```
</li>
```

```
<?php } else {?>
```

```
<li class="sigi" align="center" style="margin-top: 1% ">
```

```
<a href="#" data-toggle="modal" data-target="#myModal4" class="btn-primary btn" >Book</a></li>
```

```
<?php } ?>
```

```
<div class="clearfix"></div>
```

```
</ul>
```

```
</div>
```

```
</div>
```

```
</form>
```

```
<?php }} ?>
```

```
</div>
</div>
<!-- /selectroom ---->
<<!-- /footer-top ---->
<?php include('includes/footer.php');?>
<!-- signup -->
<?php include('includes/signup.php');?>
<!-- //signu -->
<!-- signin -->
<?php include('includes/signin.php');?>
<!-- //signin -->
<!-- write us -->
<?php include('includes/write-us.php');?>
</body>
</html>
```

8. Package List.php

```
<?php
session_start();
error_reporting(0);
include('includes/config.php');
?>
```

```
<!DOCTYPE HTML>

<html>

<head>

<title>TMS | Package List</title>

<meta name="viewport" content="width=device-width, initial-scale=1">

<meta http-equiv="Content-Type" content="text/html; charset=utf-8" />

<script type="applijewelleryion/x-javascript"> addEventListener("load", function() {
setTimeout(hideURLbar, 0); }, false); function hideURLbar(){ window.scrollTo(0,1); }
</script>

<link href="css/bootstrap.css" rel='stylesheet' type='text/css' />

<link href="css/style.css" rel='stylesheet' type='text/css' />

<link href="//fonts.googleapis.com/css?family=Open+Sans:400,700,600" rel='stylesheet'
type='text/css'>

<link href="//fonts.googleapis.com/css?family=Roboto+Condensed:400,700,300" rel='stylesheet'
type='text/css'>

<link href="//fonts.googleapis.com/css?family=Oswald" rel='stylesheet' type='text/css'>

<link href="css/font-awesome.css" rel="stylesheet">

<!-- Custom Theme files -->

<script src="js/jquery-1.12.0.min.js"></script>

<script src="js/bootstrap.min.js"></script>

<!--animate-->

<link href="css/animate.css" rel="stylesheet" type="text/css" media="all">

<script src="js/wow.min.js"></script>

<script>

new WOW().init();

</script>

<!--//end-animate-->
```

```

</head>
<body>
<?php include('includes/header.php');?>
<!-- banner ---->
<div class="banner-3">
<div class="container">
<h1 class="wow zoomIn animated animated" data-wow-delay=".5s" style="visibility: visible;
animation-delay: 0.5s; animation-name: zoomIn;"> Package List</h1>
</div>
</div>
<!-- /banner ---->
<!-- rooms ---->
<div class="rooms">
<div class="container">
<div class="room-bottom">
<h3>Package List</h3>
<?php $sql = "SELECT * from tbltourpackages";
$query = $dbh->prepare($sql);
$query->execute();
$results=$query->fetchAll(PDO::FETCH_OBJ);
$cnt=1;
if($query->rowCount() > 0)
{
foreach($results as $result)
{
?>

```

```

<div class="rom-btm">
<div class="col-md-3 room-left wow fadeInLeft animated" data-wow-delay=".5s">

</div>
<div class="col-md-6 room-middle wow fadeInUp animated" data-wow-delay=".5s">
<h4>Package Name: <?php echo htmlentities($result->PackageName);?</h4>
<h6>Package Type : <?php echo htmlentities($result->PackageType);?</h6>
<p><b>Package Location :</b> <?php echo htmlentities($result->PackageLocation);?</p>
<p><b>Features</b> <?php echo htmlentities($result->PackageFetures);?</p>
</div>
<div class="col-md-3 room-right wow fadeInRight animated" data-wow-delay=".5s">
<h5>INR<?php echo htmlentities($result->PackagePrice);?</h5>
<a href="package-details.php?pkgid=<?php echo htmlentities($result->PackageId);?"
class="view">Details</a>
</div>
<div class="clearfix"></div>
</div>
<?php }} ?>
</div>
</div>
</div>
<!-- /rooms ---->
<!-- /footer-top ---->
<?php include('includes/footer.php');?>
<!-- signup -->

```

```
<?php include('includes/signup.php');?>
<!-- //signu -->
<!-- signin -->
<?php include('includes/signin.php');?>
<!-- //signin -->
<!-- write us -->
<?php include('includes/write-us.php');?>
<!-- //write us -->
</body>
</html>
```

10. Profile.php

```
<?php
session_start();
error_reporting(0);
include('includes/config.php');
if(strlen($_SESSION['login'])==0)
{
header('location:index.php');
}
else{
if(isset($_POST['submit6']))
{
$name=$_POST['name'];
```

```

$mobilenno=$_POST['mobilenno'];
$email=$_SESSION['login'];
$sql="update tblusers set FullName=:name,MobileNumber=:mobilenno where EmailId=:email";
$query = $dbh->prepare($sql);
$query->bindParam(':name',$name,PDO::PARAM_STR);
$query->bindParam(':mobilenno',$mobilenno,PDO::PARAM_STR);
$query->bindParam(':email',$email,PDO::PARAM_STR);
$query->execute();
$msg="Profile Updated Successfully";
}
?>
<!DOCTYPE HTML>
<html>
<head>
<title>TMS | Tourism Management System</title>
<meta name="viewport" content="width=device-width, initial-scale=1">
<meta http-equiv="Content-Type" content="text/html; charset=utf-8" />
<meta name="keywords" content="Tourism Management System In PHP" />
<script type="applijewelleryion/x-javascript"> addEventListener("load", function() {
setTimeout(hideURLbar, 0); }, false); function hideURLbar(){ window.scrollTo(0,1); }
</script>
<link href="css/bootstrap.css" rel='stylesheet' type='text/css' />
<link href="css/style.css" rel='stylesheet' type='text/css' />
<link href="//fonts.googleapis.com/css?family=Open+Sans:400,700,600" rel='stylesheet'
type='text/css'>
<link href="//fonts.googleapis.com/css?family=Roboto+Condensed:400,700,300" rel='stylesheet'
type='text/css'>

```

```
<link href='//fonts.googleapis.com/css?family=Oswald' rel='stylesheet' type='text/css'>
<link href="css/font-awesome.css" rel="stylesheet">
<!-- Custom Theme files -->
<script src="js/jquery-1.12.0.min.js"></script>
<script src="js/bootstrap.min.js"></script>
<!--animate-->
<link href="css/animate.css" rel="stylesheet" type="text/css" media="all">
<script src="js/wow.min.js"></script>
<script>
new WOW().init();
</script>
<style>
.errorWrap {
padding: 10px;
margin: 0 0 20px 0;
background: #fff;
border-left: 4px solid #dd3d36;
-webkit-box-shadow: 0 1px 1px 0 rgba(0,0,0,.1);
box-shadow: 0 1px 1px 0 rgba(0,0,0,.1);
}
.succWrap{
padding: 10px;
margin: 0 0 20px 0;
background: #fff;
border-left: 4px solid #5cb85c;
```

```

-webkit-box-shadow: 0 1px 1px 0 rgba(0,0,0,.1);
box-shadow: 0 1px 1px 0 rgba(0,0,0,.1);
}
</style>
</head>
<body>
<!-- top-header -->
<div class="top-header">
<?php include('includes/header.php');?>
<div class="banner-1 ">
<div class="container">
<h1 class="wow zoomIn animated animated" data-wow-delay=".5s" style="visibility: visible;
animation-delay: 0.5s; animation-name: zoomIn;">Road Less Travelled</h1>
</div>
</div>
<!-- /banner-1 ---->
<!-- privacy ---->
<div class="privacy">
<div class="container">
<h3 class="wow fadeInDown animated animated" data-wow-delay=".5s" style="visibility:
visible; animation-delay: 0.5s; animation-name: fadeInDown;">My Profile!!</h3>
<form name="chngpwd" method="post">
<?php if($error){ ?><div class="errorWrap"><strong>ERROR</strong>:<?php echo
htmlentities($error); ?> </div><?php }
else if($msg){ ?><div class="succWrap"><strong>SUCCESS</strong>:<?php echo
htmlentities($msg); ?> </div><?php }?>
<?php

```

```

$useremail=$_SESSION['login'];
$sql = "SELECT * from tblusers where EmailId=:useremail";
$query = $dbh -> prepare($sql);
$query -> bindParam(':useremail',$useremail, PDO::PARAM_STR);
$query->execute();
$results=$query->fetchAll(PDO::FETCH_OBJ);
$cnt=1;
if($query->rowCount() > 0)
{
foreach($results as $result)
{
?>
<p style="width: 350px;">
<b>Name</b> <input type="text" name="name" value="<?php echo htmlentities($result-
>FullName);?>" class="form-control" id="name" required="">
</p>
<p style="width: 350px;">
<b>Mobile Number</b>
<input type="text" class="form-control" name="mobilen" maxlength="10" value="<?php echo
htmlentities($result->MobileNumber);?>" id="mobilen" required="">
</p>
<p style="width: 350px;">
<b>Email Id</b>
<input type="email" class="form-control" name="email" value="<?php echo
htmlentities($result->EmailId);?>" id="email" readonly>
</p>
<p style="width: 350px;">

```

```
<b>Last Updation Date : </b>
<?php echo htmlentities($result->UpdationDate);?>
</p>
<p style="width: 350px;">
<b>Reg Date :</b>
<?php echo htmlentities($result->RegDate);?>
</p>
<?php } } ?>
<p style="width: 350px;">
<button type="submit" name="submit6" class="btn-primary btn">Updtae</button>
</p>
</form>
</div>
</div>
<!-- /privacy ---->
<!-- footer-top ---->
<!-- /footer-top ---->
<?php include('includes/footer.php');?>
<!-- signup -->
<?php include('includes/signup.php');?>
<!-- //signu -->
<!-- signin -->
<?php include('includes/signin.php');?>
<!-- //signin -->
<!-- write us -->
```

```
<?php include('includes/write-us.php');?>
</body>
</html>
<?php } ?>
```

10. Tour History.php

```
<?php
session_start();
error_reporting(0);
include('includes/config.php');
if(strlen($_SESSION['login'])==0)
{
header('location:index.php');
}
else{
if(isset($_REQUEST['bkid']))
{
$bid=intval($_GET['bkid']);
$email=$_SESSION['login'];
$sql="SELECT FromDate FROM tblbooking WHERE userEmail=:email and BookingId=:bid";
$query= $dbh -> prepare($sql);
$query-> bindParam(':email', $email, PDO::PARAM_STR);
$query-> bindParam(':bid', $bid, PDO::PARAM_STR);
$query-> execute();
```

```

$results = $query -> fetchAll(PDO::FETCH_OBJ);
if($query->rowCount() > 0)
{
foreach($results as $result)
{
$date=$result->FromDate;

$a=explode("/",$date);

$val=array_reverse($a);

$mydate =implode("/",$val);

$date=date('Y/m/d');

$date1=date_create("$date");

$date2=date_create("$date");

$diff=date_diff($date1,$date2);

echo $df=$diff->format("%a");

if($df>1)
{

$status=2;

$cancelby='u';

$sql = "UPDATE tblbooking SET status=:status,CancelledBy=:cancelby WHERE
UserEmail=:email and BookingId=:bid";

$query = $dbh->prepare($sql);

$query -> bindParam(':status',$status, PDO::PARAM_STR);

$query -> bindParam(':cancelby',$cancelby , PDO::PARAM_STR);

$query-> bindParam(':email',$email, PDO::PARAM_STR);

$query-> bindParam(':bid',$bid, PDO::PARAM_STR);

```

```

$query -> execute();
$msg="Booking Cancelled successfully";
}
else
{
$error="You can't cancel booking before 24 hours";
}
}}}
?>

<!DOCTYPE HTML>

<html>

<head>

<title>TMS | Tourism Management System</title>

<meta name="viewport" content="width=device-width, initial-scale=1">

<meta http-equiv="Content-Type" content="text/html; charset=utf-8" />

<meta name="keywords" content="Tourism Management System In PHP" />

<script type="applijewelleryion/x-javascript"> addEventListener("load", function() {
setTimeout(hideURLbar, 0); }, false); function hideURLbar(){ window.scrollTo(0,1); }
</script>

<link href="css/bootstrap.css" rel='stylesheet' type='text/css' />

<link href="css/style.css" rel='stylesheet' type='text/css' />

<link href="//fonts.googleapis.com/css?family=Open+Sans:400,700,600" rel='stylesheet'
type='text/css'>

<link href="//fonts.googleapis.com/css?family=Roboto+Condensed:400,700,300" rel='stylesheet'
type='text/css'>

<link href="//fonts.googleapis.com/css?family=Oswald" rel='stylesheet' type='text/css'>

<link href="css/font-awesome.css" rel="stylesheet">

```

```
<!-- Custom Theme files -->
<script src="js/jquery-1.12.0.min.js"></script>
<script src="js/bootstrap.min.js"></script>
<!--animate-->
<link href="css/animate.css" rel="stylesheet" type="text/css" media="all">
<script src="js/wow.min.js"></script>
<script>
new WOW().init();
</script><style>
.errorWrap {
padding: 10px;
margin: 0 0 20px 0;
background: #fff;
border-left: 4px solid #dd3d36;
-webkit-box-shadow: 0 1px 1px 0 rgba(0,0,0,.1);
box-shadow: 0 1px 1px 0 rgba(0,0,0,.1);
}
.succWrap{
padding: 10px;
margin: 0 0 20px 0;
background: #fff;
border-left: 4px solid #5cb85c;
-webkit-box-shadow: 0 1px 1px 0 rgba(0,0,0,.1);
box-shadow: 0 1px 1px 0 rgba(0,0,0,.1);
}
```

```

</style>
</head>
<body>
<!-- top-header -->
<div class="top-header">
<?php include('includes/header.php');?>
<div class="banner-1 ">
<div class="container">
<h1 class="wow zoomIn animated animated" data-wow-delay=".5s" style="visibility: visible;
animation-delay: 0.5s; animation-name: zoomIn;">TMS-Tourism Management System</h1>
</div>
</div>
<!-- /banner-1 ---->
<!-- privacy ---->
<div class="privacy">
<div class="container">
<h3 class="wow fadeInDown animated animated" data-wow-delay=".5s" style="visibility:
visible; animation-delay: 0.5s; animation-name: fadeInDown;">My Tour History</h3>
<form name="chngpwd" method="post" onSubmit="return valid();">
<?php if($error){ ?><div class="errorWrap"><strong>ERROR</strong>:<?php echo
htmlentities($error); ?> </div><?php }
else if($msg){ ?><div class="succWrap"><strong>SUCCESS</strong>:<?php echo
htmlentities($msg); ?> </div><?php }?>
<p>
<table border="1" width="100%">
<tr align="center">
<th>#</th>

```

```
<th>Booking Id</th>
<th>Package Name</th>
<th>From</th>
<th>To</th>
<th>Comment</th>
<th>Status</th>
<th>Booking Date</th>
<th>Action</th>
</tr>
<?php
```

```
$uemail=$_SESSION['login'];;
```

```
$sql = "SELECT tblbooking.BookingId as bookid,tblbooking.PackageId as
pkgid,tbltourpackages.PackageName as packagename,tblbooking.FromDate as
fromdate,tblbooking.ToDate as todate,tblbooking.Comment as comment,tblbooking.status as
status,tblbooking.RegDate as regdate,tblbooking.CancelledBy as
cancelby,tblbooking.UpdationDate as update from tblbooking join tbltourpackages on
tbltourpackages.PackageId=tblbooking.PackageId where UserEmail=:uemail";
```

```
$query = $dbh->prepare($sql);
```

```
$query -> bindParam(':uemail', $uemail, PDO::PARAM_STR);
```

```
$query->execute();
```

```
$results=$query->fetchAll(PDO::FETCH_OBJ);
```

```
$cnt=1;
```

```
if($query->rowCount() > 0)
```

```
{
```

```
foreach($results as $result)
```

```
{
```

```
?>
```

```

<tr align="center">
<td><?php echo htmlentities($cnt);?></td>
<td>#BK<?php echo htmlentities($result->bookid);?></td>
<td><a href="package-details.php?pkgid=<?php echo htmlentities($result->pkgid);?>"><?php
echo htmlentities($result->packagename);?></a></td>
<td><?php echo htmlentities($result->fromdate);?></td>
<td><?php echo htmlentities($result->todate);?></td>
<td><?php echo htmlentities($result->comment);?></td>
<td><?php if($result->status==0)
{
echo "Pending";
}
if($result->status==1)
{
echo "Confirmed";
}
if($result->status==2 and $result->cancelby=='u')
{
echo "Canceled by you at " . $result->update;
}
if($result->status==2 and $result->cancelby=='a')
{
echo "Canceled by admin at " . $result->update;
}
?></td>

```

```
<td><?php echo htmlentities($result->regdate);?></td>
<?php if($result->status==2)
{
?><td>Cancelled</td>
<?php } else { ?>
<td><a href="tour-history.php?bkid=<?php echo htmlentities($result->bookid);?>"
onclick="return confirm('Do you really want to cancel booking')" >Cancel</a></td>
<?php } ?>
</tr>
<?php $cnt=$cnt+1; }} ?>
</table>
</p>
</form>
</div>
</div>
<!-- /privacy ---->
<!-- footer-top ---->
<!-- /footer-top ---->
<?php include('includes/footer.php');?>
<!-- signup -->
<?php include('includes/signup.php');?>
<!-- //signu -->
<!-- signin -->
<?php include('includes/signin.php');?>
<!-- //signin -->
```

```
<!-- write us -->
<?php include('includes/write-us.php');?>
</body>
</html>
<?php } ?>
```

11.Payment process .php

```
<?php
session_start();
include('db.php');
if(isset($_POST['amt']) && isset($_POST['name'])){
    $amt=$_POST['amt'];
    $name=$_POST['name'];
    $phone=$_POST['phone'];
    $email=$_POST['email'];
    $pkg=$_POST['pkg'];
    $payment_status="pending";
    $added_on=date('Y-m-d h:i:s');
    mysqli_query($con,"insert
intopayment(name,amount,payment_status,added_on,phone,email,pkg)
values('$name','$amt','$payment_status','$added_on','$phone','$email','$pkg')");
    $_SESSION['OID']=mysqli_insert_id($con);
}

if(isset($_POST['payment_id']) && isset($_SESSION['OID'])){
```



```

$sql1 = "SELECT * from tblbooking where Bookingid='$bookid'";
$query1 = $dbh -> prepare($sql1);
$query1->execute();
$results1=$query1->fetchAll(PDO::FETCH_OBJ);
$cnt1=1;
if($query1->rowCount() > 0)
{
foreach($results1 as $result1)
{
$mode = htmlentities($result1->Mode);
$sta = htmlentities($result1->status);
$onl = "Online";
$of = "Offline";
$one = 1;
$zero = 0;
$two = 2;
if($sta == $one && $mode == $onl){
$text = "Paid";
}else{
$text = "Unpaid";
}
?>
<?php
$sta = htmlentities($result1->status);
$one = 1;

```

```
$zero = 0;
$two = 2;

if($sta == $one){
$texts = "Confirmed";
}if($sta == $zero){
$texts = "Pending";
}if($sta == $two){
$texts = "Cancelled";
}
?>
```

```
<!DOCTYPE html>
<html lang="en">
<head>
<meta charset="utf-8">
<title>TMS - Invoice</title>
<meta name="viewport" content="width=device-width, initial-scale=1">
<script src="https://code.jquery.com/jquery-1.10.2.min.js"></script>
<link href="https://cdn.jsdelivr.net/npm/bootstrap@4.4.1/dist/css/bootstrap.min.css"
rel="stylesheet">
<script
src="https://cdn.jsdelivr.net/npm/bootstrap@4.4.1/dist/js/bootstrap.bundle.min.js"></script>
</head>
<body onload="window.print()">
```

```
<link href="https://maxcdn.bootstrapcdn.com/font-awesome/4.7.0/css/font-awesome.min.css"
rel="stylesheet" />
```

```
<div class="page-content container">
```

```
<div class="page-header text-blue-d2">
```

```
<h1 class="page-title text-secondary-d1">
```

Invoice

```
<small class="page-info">
```

```
<i class="fa fa-angle-double-right text-80"></i>
```

```
ID: #<?php echo htmlentities($result1->BookingId);?>
```

```
</small>
```

```
</h1>
```

```
</div>
```

```
<div class="container px-0">
```

```
<div class="row mt-4">
```

```
<div class="col-12 col-lg-12">
```

```
<div class="row">
```

```
<div class="col-12">
```

```
<div class="text-center text-150">
```

```

```

```
<?php echo htmlentities($result->Address);?>
```

```
</div>
```

```
<div class="my-1">
```

```
India
```

```
</div>
```

```
<div class="my-1"><i class="fa fa-phone fa-flip-horizontal text-secondary"></i> <b  
class="text600"><?php echo htmlentities($result->MobileNumber);?></b></div>
```

```
</div>
```

```
</div>
```

```
<!-- /.col -->
```

```
<div class="text-95 col-sm-6 align-self-start d-sm-flex justify-content-end">
```

```
<hr class="d-sm-none" />
```

```
<div class="text-grey-m2">
```

```
<div class="mt-1 mb-2 text-secondary-m1 text-600 text-125">
```

```
Invoice
```

```
</div>
```

```
<div class="my-2"><i class="fa fa-circle text-blue-m2 text-xs mr-1"></i> <span class="text-600  
text-90">ID:</span> #<?php echo htmlentities($result1->BookingId);?></div>
```

```
<div class="my-2"><i class="fa fa-circle text-blue-m2 text-xs mr-1"></i> <span class="text-600  
text-90">Issue Date:</span> <?php echo htmlentities($result1->RegDate);?></div>
```

```
<div class="my-2"><i class="fa fa-circle text-blue-m2 text-xs mr-1"></i> <span class="text-600  
text-90">Status:</span> <span class="badge badge-warning badge-pill px-25"><?php echo  
$text;?></span></div>
```

```
</div>
```

</div>

<!-- /.col -->

</div>

<div class="mt-4">

<div class="row text-600 text-white bgc-default-tp1 py-25">

<div class="d-none d-sm-block col-1">Booking-ID</div>

<div class="col-2">From - To</div>

<div class="d-none d-sm-block col-sm-2">Amount</div>

<div class="col-2">Payment Mode</div>

<div class="col-2">Booking Status</div>

<div class="col-2">Booking Date</div>

</div>

<div class="text-95 text-secondary-d3">

<div class="row mb-2 mb-sm-0 py-25">

<div class="d-none d-sm-block col-1">#BKID-<?php echo htmlentities(\$result1->BookingId);?></div>

<div class="d-none d-sm-block col-2"><?php echo htmlentities(\$result1->FromDate);?> - <?php echo htmlentities(\$result1->ToDate);?></div>

<div class="d-none d-sm-block col-2 text-95">₹ <?php echo htmlentities(\$result1->amts);?></div>

<div class="col-2 text-secondary-d2"><?php echo htmlentities(\$result1->Mode);?></div>

<div class="col-2 text-secondary-d2"><?php echo \$texts;?></div>

<div class="col-2 text-secondary-d2"><?php echo htmlentities(\$result1->RegDate);?></div>

```
</div>
```

```
</div>
```

```
<div class="row border-b-2 brc-default-l2"></div>
```

```
<!-- or use a table instead -->
```

```
<!--
```

```
<div class="table-responsive">
```

```
<table class="table table-striped table-borderless border-0 border-b-2 brc-default-l1">
```

```
<thead class="bg-none bgc-default-tp1">
```

```
<tr class="text-white">
```

```
<th class="opacity-2">#</th>
```

```
<th>Description</th>
```

```
<th>Qty</th>
```

```
<th>Unit Price</th>
```

```
<th width="140">Amount</th>
```

```
</tr>
```

```
</thead>
```

```
<tbody class="text-95 text-secondary-d3">
```

```
<tr></tr>
```

```
<tr>
```

```
<td>1</td>
```

```
<td>Domain registration</td>
<td>2</td>
<td class="text-95">$10</td>
<td class="text-secondary-d2">$20</td>
</tr>
</tbody>
</table>
</div>
-->
```

```
<div class="row mt-3">
<div class="col-12 col-sm-7 text-grey-d2 text-95 mt-2 mt-lg-0">
This is computer generated invoice so the signature is not required
</div>
```

```
<div class="col-12 col-sm-5 text-grey text-90 order-first order-sm-last">
<div class="row my-2">
<div class="col-7 text-right">
SubTotal
</div>
```

```
<div class="col-5">
<span class="text-120 text-secondary-d1">₹ <?php echo htmlentities($result1->amts);?></span>
</div>
```

```
<div class="row my-2 align-items-center bgc-primary-l3 p-2">
```

```
<div class="col-7 text-right">
```

```
Total Am</div>
```

```
</div>
```

```
<div class="row my-2">
```

```
<div class="col-7 text-right">
```

```
Tax (10%)
```

```
</div>
```

```
<div class="col-5">
```

```
<span class="text-110 text-secondary-d1">
```

```
<?php
```

```
$amt = htmlentities($result1->amts);
```

```
if($amt != 0 ){
```

```
$final = 10/100*$amt;
```

```
echo $final;
```

```
}else{
```

```
echo 0;
```

```
}
```

```
?></span>
```

```
</div>
```

```
ount
```

```
</div>
```

```
<div class="col-5">
```

```
<span class="text-150 text-success-d3 opacity-2">
```

```
<?php
if($amt != 0 ){
$final = 10/100*$amt;
$add = $amt+$final;
echo $add;
}else
{
echo 0;
}
?>
```

```
</span>
```

```
</div>
```

```
</div>
```

```
</div>
```

```
</div>
```

```
</div>
```

```
</div>
```

```
</div>
```

```
</div></div>
```

```
<style type="text/css">
```

```
;
```

```
padding-top: .5rem;
border-bottom: 1px dotted #e2e2e2;
display: -ms-flexbox; body{
margin-top:20px;
color: #484b51;
}
.text-secondary-d1 {
color: #728299!important;
}
.page-header {
margin: 0 0 1rem;
padding-bottom: 1rem
    display: flex;
-ms-flex-pack: justify;justify-content: space-between;
-ms-flex-align: center;
align-items: center;
}
.page-title {
padding: 0;
margin: 0;
font-size: 1.75rem;
font-weight: 300;
}
.brc-default-11 {
border-color: #dce9f0!important;
```

```
}
```

```
.ml-n1, .mx-n1 {
```

```
margin-left: -.25rem!important;
```

```
}
```

```
.mr-n1, .mx-n1 {
```

```
margin-right: -.25rem!important;
```

```
}
```

```
.mb-4, .my-4 {
```

```
margin-bottom: 1.5rem!important;
```

```
}hr {
```

```
margin-top: 1rem;
```

```
margin-bottom: 1rem;
```

```
border: 0;
```

```
border-top: 1px solid rgba(0,0,0,.1);
```

```
}
```

```
.text-grey-m2 {
```

```
color: #888a8d!important;
```

```
}
```

```
.text-success-m2 {
```

```
color: #86bd68!important;
```

```
}
```

```
.font-bolder, .text-600 {
```

```
font-weight: 600!important;
```

```
}
```

```
.text-110 {
font-size: 110%!important;
}

.text-blue {
color: #478fcc!important;
}

.pb-25, .py-25 {
padding-bottom: .75rem!important;
}

.pt-25, .py-25 {
padding-top: .75rem!important;
}

.bgc-default-tp1 {
background-color: rgba(121,169,197,.92)!important;
}

.bgc-default-l4, .bgc-h-default-l4:hover {
background-color: #f3f8fa!important;
}

.page-header .page-tools {
-ms-flex-item-align: end;
align-self: flex-end;
}

.btn-light {
color: #757984;
background-color: #f5f6f9;
```

```
border-color: #dddfe4;
}
.w-2 {
width: 1rem;
}
.text-120 {
font-size: 120%!important;
}
.text-primary-m1 {
color: #4087d4!important;
}
.text-danger-m1 {
color: #dd4949!important;
}
.text-blue-m2 {
color: #68a3d5!important;
}
.text-150 {
font-size: 150%!important;
}
.text-60 {
font-size: 60%!important;
}
.text-grey-m1 {
color: #7b7d81!important;
```

```
}  
.align-bottom {  
vertical-align: bottom!important;  
}  
</style>  
<script type="text/javascript">  
</script>  
</body>  
</html>
```

13. Thank you.php

```
<?php  
session_start();  
error_reporting(0);  
include('includes/config.php');  
?>  
<!DOCTYPE HTML>  
<html>  
<head>  
<title>TMS | Confirmation </title>  
<meta name="viewport" content="width=device-width, initial-scale=1">  
<meta http-equiv="Content-Type" content="text/html; charset=utf-8" />
```

```
<script type="applijewelleryion/x-javascript"> addEventListener("load", function()
{ setTimeout(hideURLbar, 0); }, false); function hideURLbar(){
window.scrollTo(0,1); } </script>

<link href="css/bootstrap.css" rel='stylesheet' type='text/css' />

<link href="css/style.css" rel='stylesheet' type='text/css' />

<link href="//fonts.googleapis.com/css?family=Open+Sans:400,700,600" rel='stylesheet'
type='text/css'>

<link href="//fonts.googleapis.com/css?family=Roboto+Condensed:400,700,300" rel='stylesheet'
type='text/css'>

<link href="//fonts.googleapis.com/css?family=Oswald" rel='stylesheet' type='text/css'>

<link href="css/font-awesome.css" rel="stylesheet">

<!-- Custom Theme files -->

<script src="js/jquery-1.12.0.min.js"></script>

<script src="js/bootstrap.min.js"></script>

<!--animate-->

<link href="css/animate.css" rel="stylesheet" type="text/css" media="all">

<script src="js/wow.min.js"></script>

<script>
new WOW().init();
</script>

<!--//end-animate-->

</head>

<body>

<?php include('includes/header.php');?>

<div class="banner-1 ">

<div class="container">
```

```
<h1 class="wow zoomIn animated animated" data-wow-delay=".5s" style="visibility: visible; animation-delay: 0.5s; animation-name: zoomIn;"> TMS- Tourism Management System</h1>
```

```
</div>
```

```
</div>
```

```
<!-- /banner-1 ---->
```

```
<!-- contact ---->
```

```
<div class="contact">
```

```
<div class="container">
```

```
<h3> Confirmation</h3>
```

```
<div class="col-md-10 contact-left">
```

```
<div class="con-top animated wow fadeInUp animated" data-wow-duration="1200ms" data-wow-delay="500ms" style="visibility: visible; animation-duration: 1200ms; animation-delay: 500ms; animation-name: fadeInUp;">
```

```
<h4> <?php echo htmlentities($_SESSION['msg']);?></h4>
```

```
</div>
```

```
<div class="clearfix"></div>
```

```
</div>
```

```
</div>
```

```
<!-- /contact ---->
```

```
<?php include('includes/footer.php');?>
```

```
<!-- sign -->
```

```
<?php include('includes/signup.php');?>
```

```
<!-- signin -->
```

```
<?php include('includes/signin.php');?>
```

```
<!-- //signin -->
```

```
<!-- write us -->
```

4.2 Testing Approach

To build up our project we use software testing process for executing a program with the intent of finding errors that is uncovering errors in a program makes it a feasible task and also trying to find the error in a program as it is destructive process.

Type of Testing

Type of testing we Use in Our Project Here we just mentioned that how the testing is related to this software and in which way we have test the software? In our project we have used 4 types of testing these are listed below –

- **Unit testing:** Unit testing where individual program unit or object classes are tested here by using this testing we have focused on testing the functionality of methods.
- **Module Testing :** Where this is the combination of unit is called module. Here we tested the unit program is where the module program have dependency
- **Sub- system Testing :** The we combined some module for the preliminary system testing in our project
- **System Testing :** where it is the combination of two or more sub – system and then it is tested. Here we tested and entire system as per the requirements.

4.3 Use Case

A use case is a methodology used in system analysis to identify, clarify and organize system requirements. The use case is made up of a set of possible sequences of interactions between systems and users in a particular environment and related to a particular goal.

Every use case contains three essential elements:

- The actor. The system user -- this can be a single person or a group of people interacting with the process.
- The goal. The final successful outcome that completes the process.
- The system. The process and steps taken to reach the end goal, including the necessary functional requirements and their anticipated behaviours.

The writing process includes:

- Identifying all system users and creating a profile for each one. This includes every role played by a user who interacts with the system.
- Selecting one user and defining their goal -- or what the user hopes to accomplish by interacting with the system. Each of these goals becomes a use case.
- Describing the course taken for each use case through the system to reach that goal.
- Considering every alternate course of events and extending use cases -- or the different courses that can be taken to reach the goal.
- Identifying commonalities in journeys to create common course use cases and write descriptions of each.
- Repeating steps two through five for all other system users.

Benefits of use case :

A single use case can benefit developers by revealing how a system should behave while also helping identify any errors that could arise in the process.

Other benefits of use case development include:

- The list of goals created in the use case writing process can be used to establish the complexity and cost of the system.
- By focusing both on the user and the system, real system needs can be identified earlier in the design process.
- Since use cases are written primarily in a narrative language they are easily understood by stakeholders, including customers, users and executives -- not just by developers and testers.
- The creation of extending use cases and the identification of exceptions to successful use case scenarios saves developers time by making it easier to define subtle system requirements.
- By identifying system boundaries in the design scope of the use case, developers can avoid scope creep.
- Premature design can be avoided by focusing on what the system should do rather than how it should do it.

Test Case

A Test Case is a set of conditions or variables under which a tester will determine whether a system under test satisfies requirements or works correctly.

The process of developing test cases can also help find problems in the requirements or design of an application.

Test Case Template

A test case can have the following elements. Note, however, that a test management tool is normally used by companies and the format is determined by the tool used.

Test Suite ID	The ID of the test suite to which this test case belongs.
Test Case ID	The ID of the test case.
Test Case Summary	The summary / objective of the test case.
Related Requirement	The ID of the requirement this test case relates/traces to.
Prerequisites	Any prerequisites or preconditions that must be fulfilled prior to executing the test.
Test Procedure	Step-by-step procedure to execute the test.
Test Data	The test data, or links to the test data, that are to be used while conducting the test.
Expected Result	The expected result of the test.
Actual Result	The actual result of the test; to be filled after executing the test.

CHAPTER 5 Results and SCREENSHOTS

Home page

The screenshot shows a web browser window with the following content:

- Navigation Bar:** localhost / 127.0.0.1 / tms / tms | TMS | Tourism Management System
- Promotional Offers:**
 - UP TO INR. 50 OFF TRAVEL SMART** (with a dollar sign icon)
 - UP TO 70% OFF ON HOTELS ACROSS WORLD** (with a hotel icon)
 - FLAT INR. 50 OFF US APP OFFER** (with a smartphone icon)
- Package List:**
 - Package Name: Sikkim Delight with Darjeeling (customizable)** (Price: inr 3500)
 - Package Type : Group
 - Package Location : Sikkim
 - Features Free Breakfast, Free Pick up drop facility
 - [Details](#)
 - Package Name: 6 Days in Guwahati and Shillong With Cherrapunji Excursion** (Price: inr 4500)
 - Package Type : Family Package
 - Package Location : Guwahati(Sikkim)
 - Features Breakfast, Accommodation » Pick-up » Drop » Sightseeing
 - [Details](#)

Sign In/UP

The screenshot displays a web browser window with the URL localhost/127.0.0.1/tms/. The page is titled 'Tourism Management' and includes a navigation menu with 'Home', 'About', and 'Tour Package'. A sign-in modal is centered on the screen, offering social login options for Facebook and Google, and a standard email/password login form. The email field contains 'anuj@gmail.com'. Below the password field is a 'Forgot password' link and a green 'SIGNIN' button. A footer section contains three promotional banners: 'UP TO INR. 50 OFF TRAVEL SMART', 'UP TO 70% OFF ON HOTELS ACROSS WORLD', and 'FLAT INR. 50 OFF US APP OFFER'.

Package details

The screenshot shows a web browser window displaying the 'Package Details' page. The URL is localhost/tms/package-details.php?pkgid=1. The main content area features a package card for 'Swiss Paris Delight Premium 2022(Group Package)'. The card includes a scenic image of Paris and Switzerland, the package title, and a list of features: round trip economy class airfare, airport taxes, accommodation for 3 nights in Paris and 3 nights in scenic Switzerland, continental breakfasts, and 5 Indian dinners. Below the features, there are input fields for 'From' and 'To' dates, both set to 'dd-mm-yyyy'. The 'Grand Total' is displayed as 'INR.60000'. A 'Package Details' section provides a description of the holiday, mentioning the Eiffel Tower, Burgundy, Interlaken, and Trummelbach Falls. At the bottom, there is a 'Travels' section with a 'Comment' field.

About us

localhost / 127.0.0.1 / tms | php | x TMS | Road Less Travelled x +

localhost/tms/page.php?type=aboutus

My Profile Change Password My Tour History Issue Tickets

Welcome: sandeepkumar7488058@gmail.com / Logout

Tourism Management System

SAFE & SECURE

Home About Tour Packages Privacy Policy Terms of Use Contact Us Need Help? / Write Us

Road Less Travelled

aboutus

Welcome to Road Less Travelled!!!

Since then, our courteous and committed team members have always ensured a pleasant and enjoyable tour for the clients. This arduous effort has enabled Shreya Tour & Travels to be recognized as a dependable Travel Solutions provider with three offices Delhi. We have got packages to suit the discerning traveler's budget and savor. Book your dream vacation online. Supported quality and proposals of our travel consultants, we have a tendency to welcome you to decide on from holidays packages and customize them according to your plan.

My profile

localhost / 127.0.0.1 / tms | php | x TMS | Tourism Management Syst x +

localhost/tms/profile.php

Home About Tour Packages Privacy Policy Terms of Use Contact Us Need Help? / Write Us

Road Less Travelled

My Profile!!

Name
sandeep kumar

Mobile Number
9523416107

Email Id
sandeepkumar7488058@gmail.com

Last Updation Date :
Reg Date : 2022-04-13 07:34:49

Updae

Change password

localhost / 127.0.0.1 / tms | php | x TMS | Tourism Management Sys | x

localhost/tms/change-password.php

TMS-Tourism Management System

Change Password

Current Password

New Password

Confirm Password

[Change](#)

f t + - @

Tour history

localhost / 127.0.0.1 / tms | php | x TMS | Tourism Management Sys | x

localhost/tms/tour-history.php

My Profile Change Password My Tour History Issue Tickets Welcome : sandeepkumar7488058@gmail.com / Logout

Tourism Management System

SAFE & SECURE

Home About Tour Packages Privacy Policy Terms of Use Contact Us Need Help? / Write Us

TMS-Tourism Management System

My Tour History

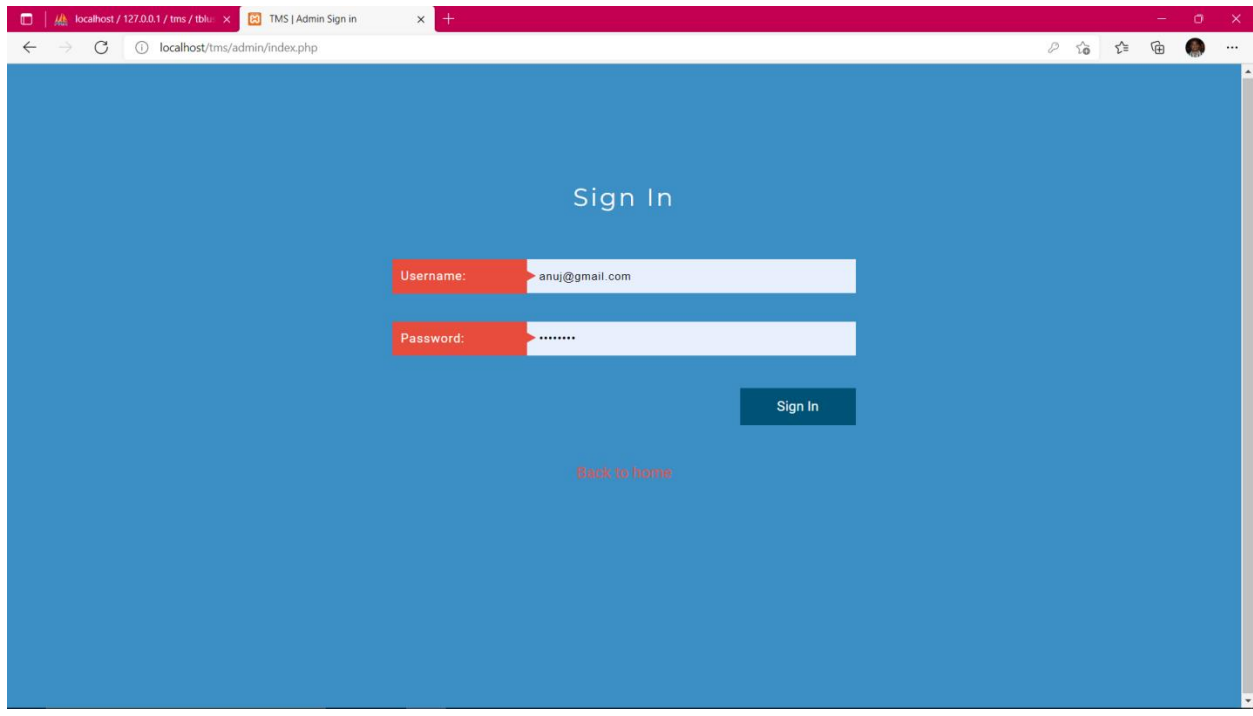
#	Booking Id	Package Name	From	To	Comment	Status	Booking Date	Action
1	#BK5	Soulmate Special Bali - 7 Nights	2022-04-06	2022-04-19	adg	Pending	2022-04-25 19:59:16	Cancel

f t + - @

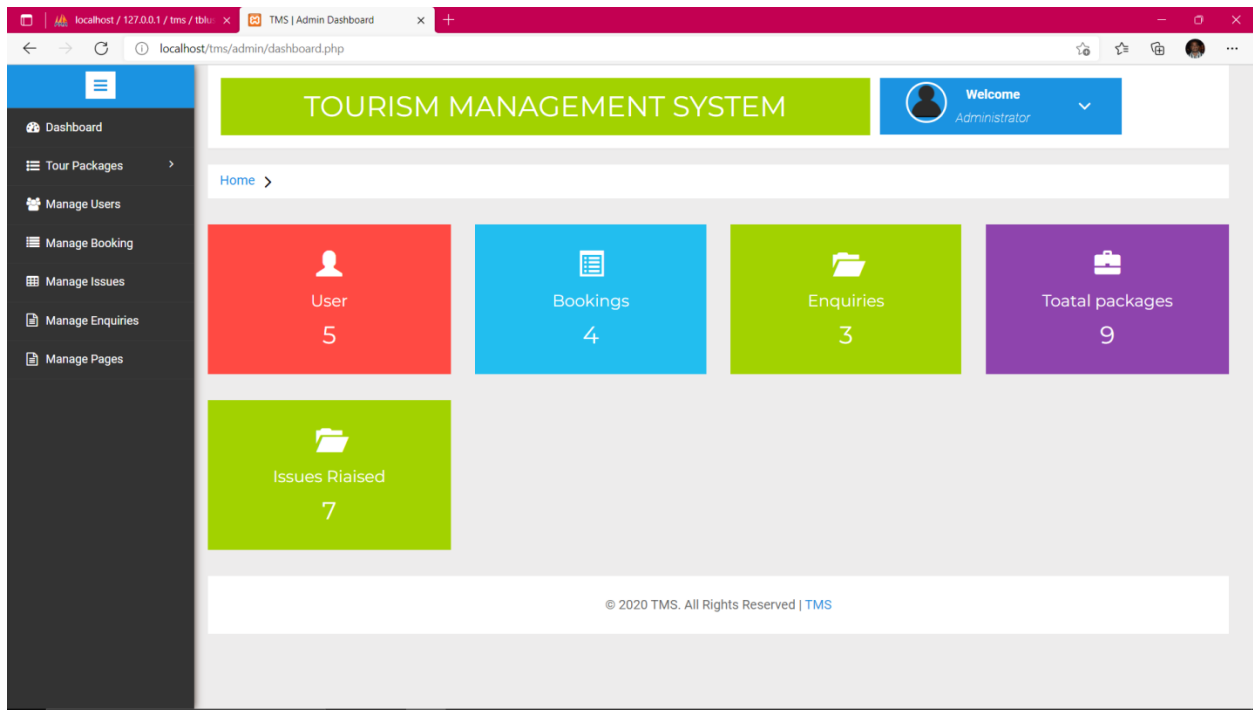
© 2022 TMS . All Rights Reserved

Screenshots Admin side

Admin login



Dashboard



Create packages

The screenshot shows a web browser window with the URL `localhost/tms/admin/create-package.php`. The page title is "Create Package". On the left is a dark sidebar with navigation items: Dashboard, Tour Packages, Manage Users, Manage Booking, Manage Issues, Manage Enquiries, and Manage Pages. The main content area contains a form with the following fields:

- Package Name:** Text input with value "Create Package".
- Package Type:** Text input with value "Package Type eg- Family Package / Couple Package".
- Package Location:** Text input with value "Package Location".
- Package Price in USD:** Text input with value "Package Price is USD".
- Package Features:** Text input with value "Package Features Eg-free Pickup-drop facility".
- Package Details:** Text area with value "Package Details".
- Package Image:** File upload field with "Choose File" button and "No file chosen" text.

At the bottom of the form are two buttons: "CREATE" (highlighted in blue) and "RESET". The footer of the page reads "© 2020 TMS. All Rights Reserved | TMS".

Manage packages

The screenshot shows a web browser window with the URL `localhost/tms/admin/manage-packages.php`. The page title is "Manage Packages". On the left is the same dark sidebar as in the previous screenshot. The main content area displays a table of packages:

#	NAME	TYPE	LOCATION	PRICE	CREATION DATE	ACTION
1	Swiss Paris Delight Premium 2020 (Group Package)	Group Package	Paris and Switzerland	\$6000	2020-07-08 10:51:58	VIEW DETAILS
2	Bhutan Holidays - Thimphu and Paro Special	Family Package	Bhutan	\$3000	2020-07-08 11:07:40	VIEW DETAILS
3	Soulmate Special Bali - 7 Nights	Couple Package	Indonesia(Bali)	\$5000	2020-07-08 11:11:07	VIEW DETAILS
4	Kerala - A Lovers Paradise - Value Added	Family Package	Kerala	\$1000	2020-07-08 11:15:58	VIEW DETAILS
5	Short Trip To Dubai	Family	Dubai	\$4500	2020-07-08 11:19:13	VIEW DETAILS
6	Sikkim Delight with Darjeeling (customizable)	Group	Sikkim	\$3500	2020-07-08 11:21:26	VIEW DETAILS
7	6 Days in Guwahati and Shillong With Cherrapunji Excursion	Family Package	Guwahati(Sikkim)	\$4500	2020-07-08 11:24:42	VIEW DETAILS

Manage Users

TOURISM MANAGEMENT SYSTEM

Welcome Administrator

Home > Manage Users

Manage Users

#	NAME	MOBILE NO.	EMAIL ID	REGDATE	UPDATION DATE
1	Manju Srivata	4456464654	manju@gmail.com	2020-07-08 12:03:20	
2	Kishan	9871987979	kishan@gmail.com	2020-07-08 12:03:56	
3	Salvi Chandra	1398756416	salvi@gmail.com	2020-07-08 12:04:20	
4	Abir	4789756456	abir@gmail.com	2020-07-08 12:04:38	
5	Test	1987894654	anuj@gmail.com	2020-07-08 12:05:06	2021-05-11 10:07:41

© 2020 TMS. All Rights Reserved | TMS

Manage Bookings

TOURISM MANAGEMENT SYSTEM

Welcome Administrator

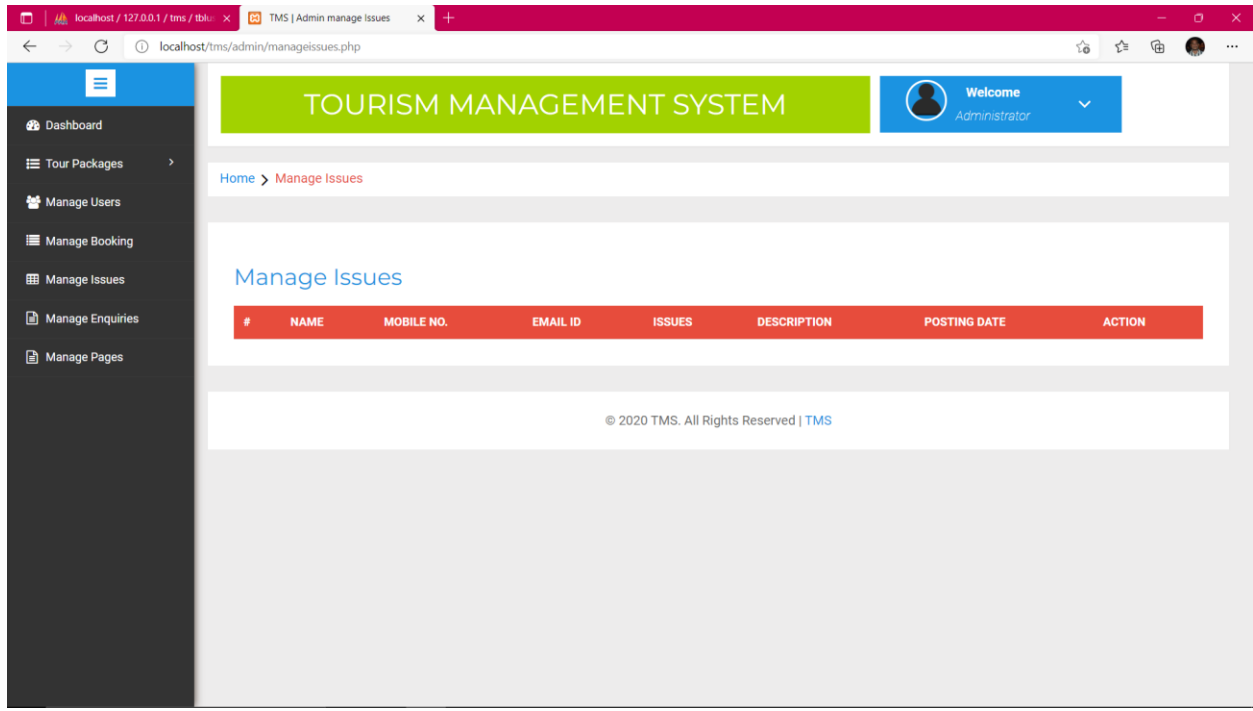
Home > Manage Bookings

Manage Bookings

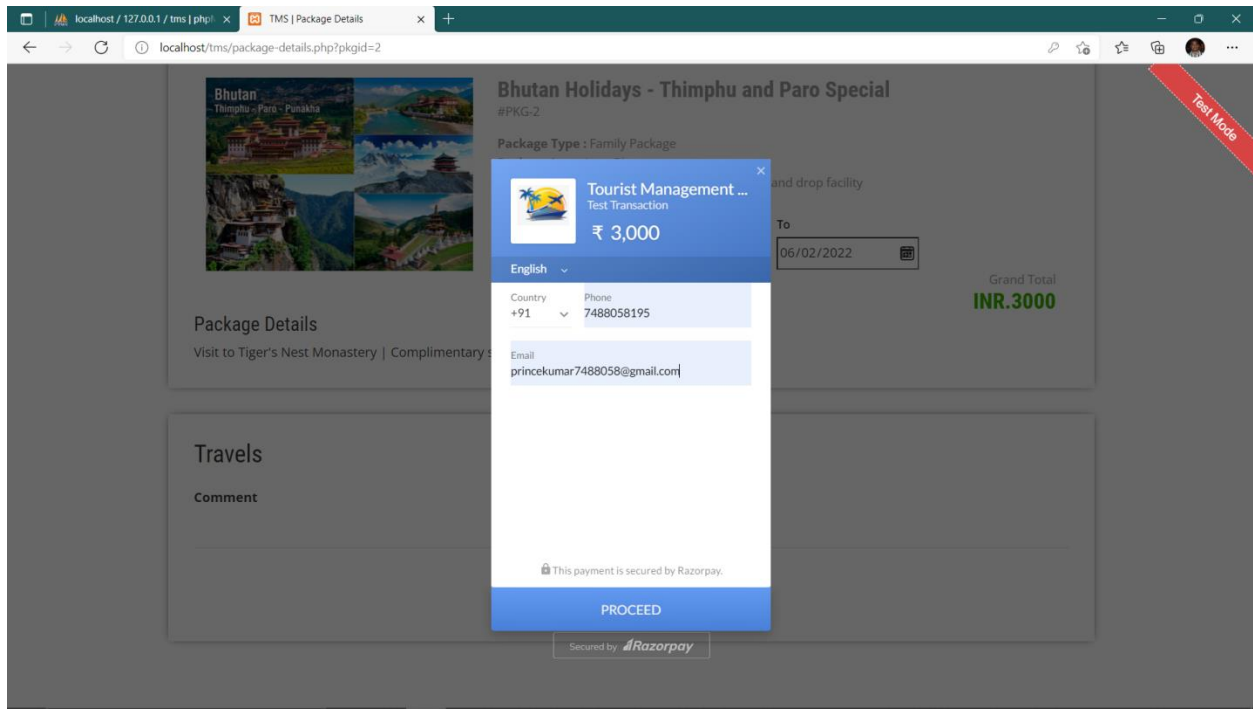
BOOKIN ID	NAME	MOBILE NO.	EMAIL ID	REGDATE	FROM /TO	COMMENT	STATUS	ACTION
#BK-3	Abir	4789756456	abir@gmail.com	Kerala - A Lovers Paradise - Value Added	2020-07-11 To 2020-07-15	When I get conformation	Canceled by you at 2020-07-08 12:19:55	Cancelled
#BK-4	Test	1987894654	anuj@gmail.com	Swiss Paris Delight Premium 2020 (Group Package)	2022-03-23 To 2022-03-23	good	Pending	Cancel / Confirm

© 2020 TMS. All Rights Reserved | TMS

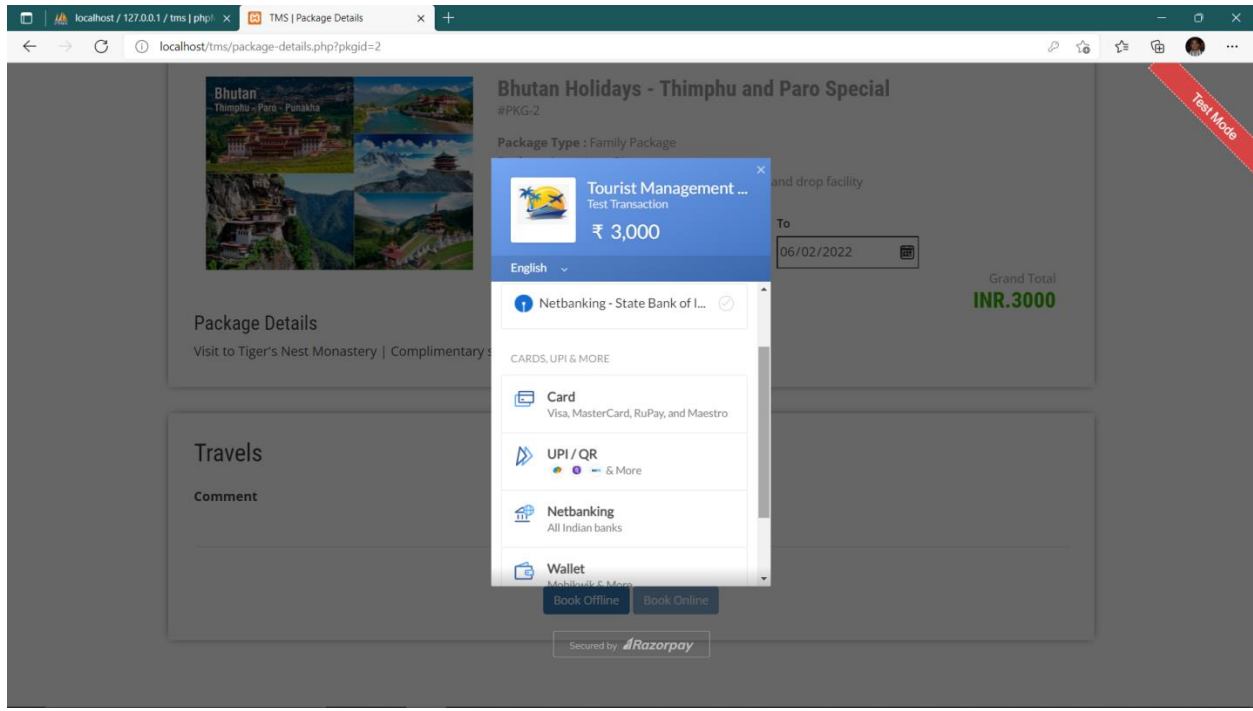
Manage Issue



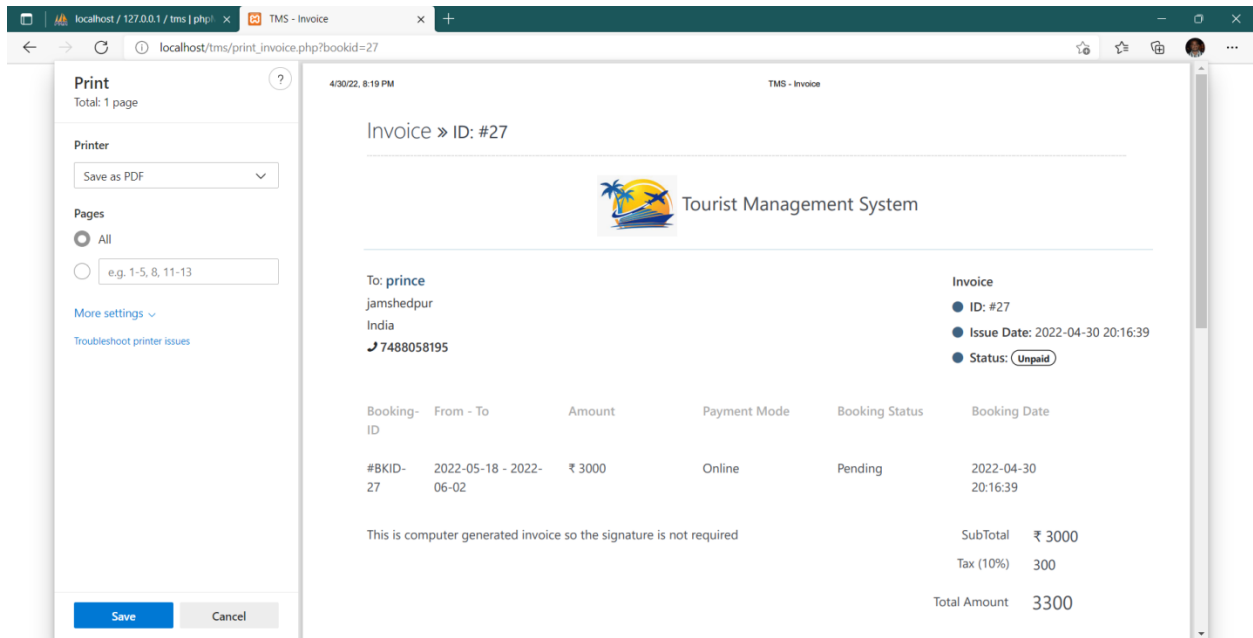
Payment Gateway



Payment Gateway



Invoice



Chapter 6

6.1 Future Scope and Improvements

Online travel booking systems has truly transformed the way people plan their tours along with how travel agencies all over the world offer their services to the individual. In earlier times, local tour operators and travel agencies were totally dependent on the travel needs and requirements of the people who are present nearby. Their services were limited to a particular geographical area, which also restricts their profits and revenue. Furthermore, offering the customers with full fledged travel services during the tour were quite difficult as well.

However, with the emergence of online travel booking systems, travel agencies throughout the world have been able to improve and enhance their travel services extensively and provide the potential customers with far superior tour experience, even in this stiff competition. The augmentation in travel technology solutions in recent years have made it possible for tour operators to reach and target a wider audience while appealing them through highly innovative and striking travel packages. Some of the ways by which travel agency systems has transformed the global travel agencies are as follows:

1. Communicate with potential customers 24/7:- Bringing your travel business online would allow you to impart your unique travel offers and dynamic packages to the travelers at any time of the day. It increases engagement level with the customer and develop more sales opportunities without giving much effort. At the same time, you can easily appeal to new & existing customers by your exciting offers through online travel booking system.

2. Tracking of real time sales: One of the best way to determine if your business is moving in a positive manner, is by tracking the sales of business products and services. The travel agent system also helps the travel agency to real time sales, allowing the company to predict revenue and compare earnings. This helps the management to make any necessary modifications in the system to enhance the productivity and sales.

3. Online performance management: Performance management is a very critical process in business management, which must be done accurately. Online travel booking systems showcase the performance of the company and act as a critic for every activity performed. Whether it is hotel or flight reservations, travel package booking, or any query related to the customer, it helps the travel agencies to properly analyse and manage the performance of the business in a positive direction.

4. Easy payment and customer support: The success of any business depends highly on its customer service. In travel business, resolving the queries of the travelers rapidly is of utmost importance and online travel booking systems help the company achieve just that. The potential travelers can easily navigate through the system, find a suitable holiday product to book, make payment easily using different UPIs and get speedy reply on any queries during the travel.

CONCLUSION

This project is built keeping in mind that it is to be used by only one user that is the admin. It is built for use in small scale organization where the number of employees is limited. According to the requested requirement the admin can add, manipulate, update and delete all employee data in his organization. The admin can add new departments and delete them. The Admin can also add predefined pay grades for the employees. The required records can be easily viewed by the admin anytime time he wants in an instant. The payment of the employee is based on monthly basis. Numerous validations implemented would enable the admin to enter accurate data. The main objective of this framework is to save time, make the system cost effective and management records efficiently.

Chapter 7

REFERENCES:

Websites:

- www.w3schools.com
- www.tutorialspoint.com
- www.youtube.com
- www.javatpoint.com